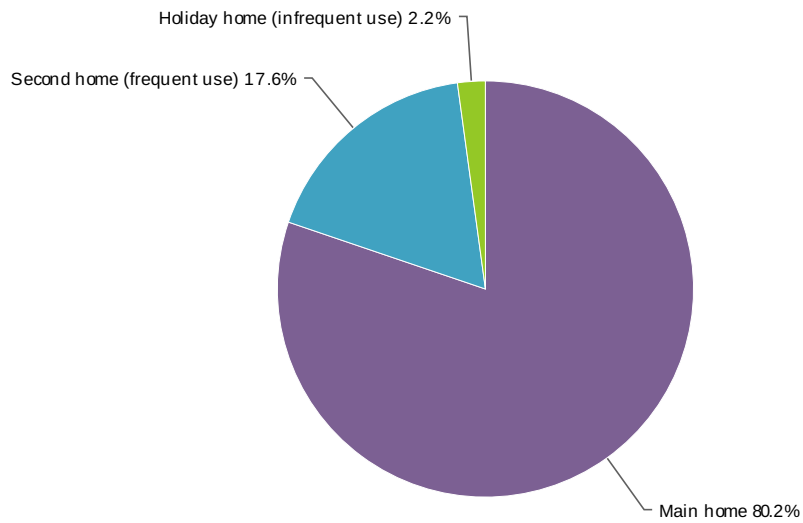


Quick Summary Report (excl comments)

1. Aldeburgh Residence

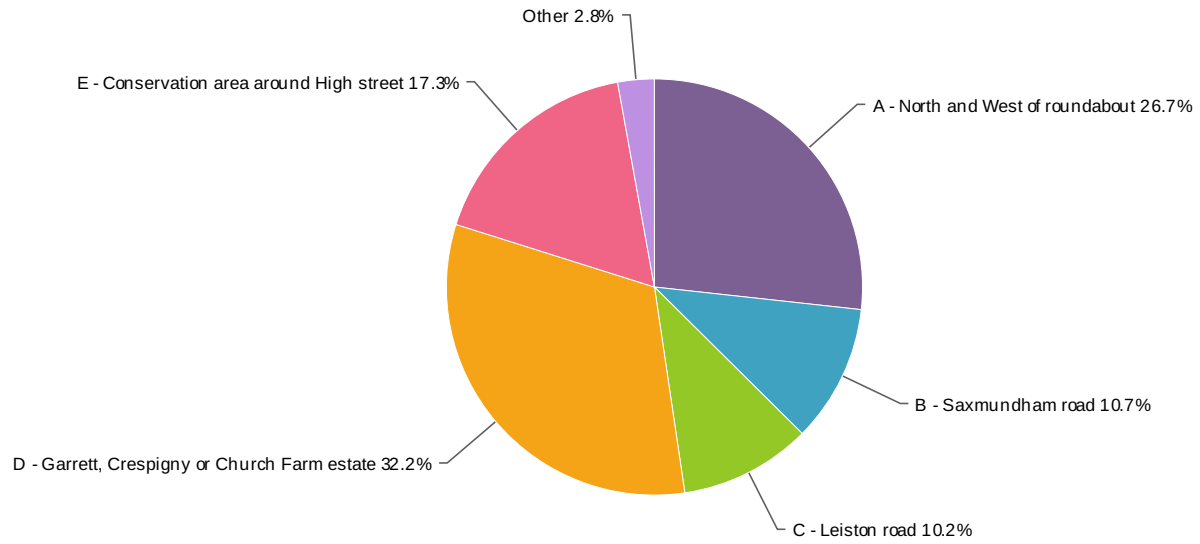


Main home	80.2%		705
Second home (frequent use)	17.6%		155
Holiday home (infrequent use)	2.2%		19
Total			879

Statistics

Total Responses 879

2. Location (see Map)



A - North and West of roundabout	26.7%		235
B - Saxmundham road	10.7%		94
C - Leiston road	10.2%		90
D - Garrett, Crespigny or Church Farm estate	32.2%		283
E - Conservation area around High street	17.3%		152
Other	2.8%		25
Total			879

Statistics

Total Responses 879

3. Your age - (If answering for more than 1 in your household please indicate numbers for each age)

	1	2	3	4	5	6	(0)	Responses
Under 12	16 41.0%	15 38.5%	4 10.3%	0 0.0%	0 0.0%	0 0.0%	4 10.3%	39
12 - 17	32 66.7%	13 27.1%	1 2.1%	0 0.0%	0 0.0%	0 0.0%	2 4.2%	48
18 - 25	28 54.9%	13 25.5%	5 9.8%	2 3.9%	0 0.0%	0 0.0%	3 5.9%	51
26 - 40	36 59.0%	18 29.5%	4 6.6%	1 1.6%	0 0.0%	0 0.0%	2 3.3%	61
41 - 65	202 50.9%	186 46.9%	4 1.0%	2 0.5%	0 0.0%	0 0.0%	3 0.8%	397
66 - 80	246 62.4%	136 34.5%	1 0.3%	0 0.0%	0 0.0%	1 0.3%	10 2.5%	394
81+	134 81.7%	27 16.5%	0 0.0%	0 0.0%	0 0.0%	0 0.0%	3 1.8%	164
Your age - (If answering for more than 1 in your household please indicate numbers for each age)	0 0.0%	0 0.0%	0 0.0%	0 0.0%	0 0.0%	0 0.0%	0 0.0%	0

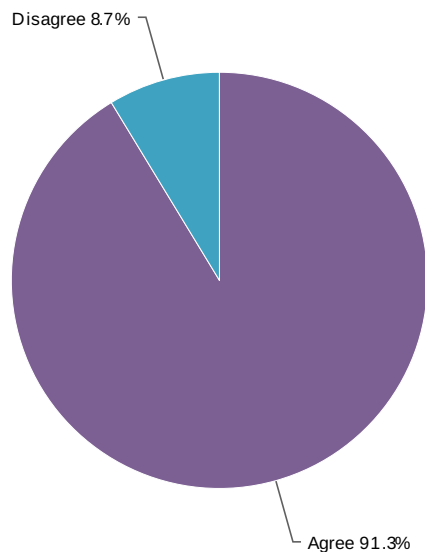
4. What is your gender ? (If answering for more than 1 in your household, please indicate numbers)



	1	2	3	4	5	(0)	Responses
Male	505 85.6%	50 8.5%	23 3.9%	2 0.3%	1 0.2%	9 1.5%	590
Female	648 87.3%	57 7.7%	20 2.7%	3 0.4%	4 0.5%	10 1.3%	742

5. Which of the following best describes your or members of your household's situation? (If answering for more than one person please indicate numbers)

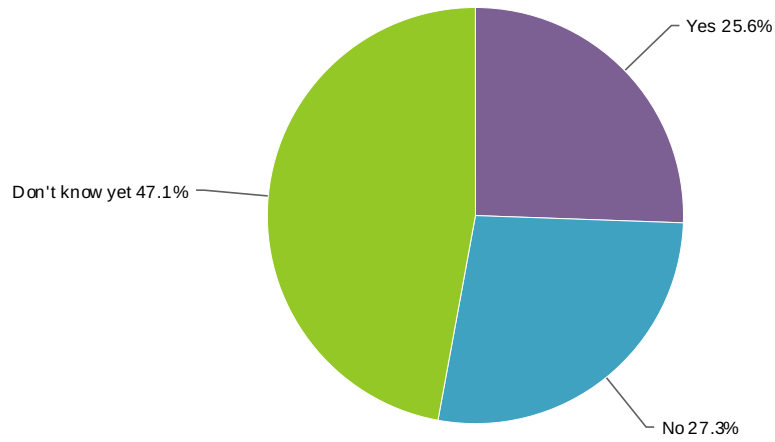
	1	2	3	4	5	(0)	Responses
In employment – full/part-time	165 63.2%	70 26.8%	15 5.7%	5 1.9%	3 1.1%	3 1.1%	261
In employment - Self-employed full/part-time	118 69.8%	42 24.9%	3 1.8%	1 0.6%	0 0.0%	5 3.0%	169
Retired	337 58.4%	228 39.5%	1 0.2%	1 0.2%	0 0.0%	10 1.7%	577
Unemployed and seeking work	5 71.4%	0 0.0%	0 0.0%	0 0.0%	0 0.0%	2 28.6%	7
In education – full/part-time	24 31.2%	39 50.6%	12 15.6%	0 0.0%	0 0.0%	2 2.6%	77
In a Government training scheme	1 50.0%	0 0.0%	0 0.0%	0 0.0%	0 0.0%	1 50.0%	2
Not seeking work through illness/disability, homemaker, carer	38 82.6%	5 10.9%	0 0.0%	0 0.0%	0 0.0%	3 6.5%	46

6. Do you agree flood protection is a top priority for the environment of the town and surrounding area?



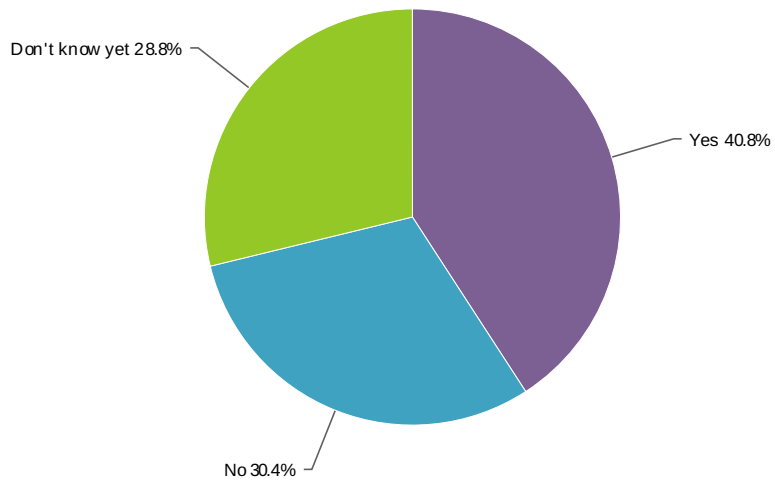
			Statistics
Agree	91.3%		Total Responses 840
Disagree	8.7%		Average 2.1
Total			840




7. On presentation of the full plan, and should it prove necessary, would you be prepared to pay part of the costs of flood protection in the way Thorpeness has?



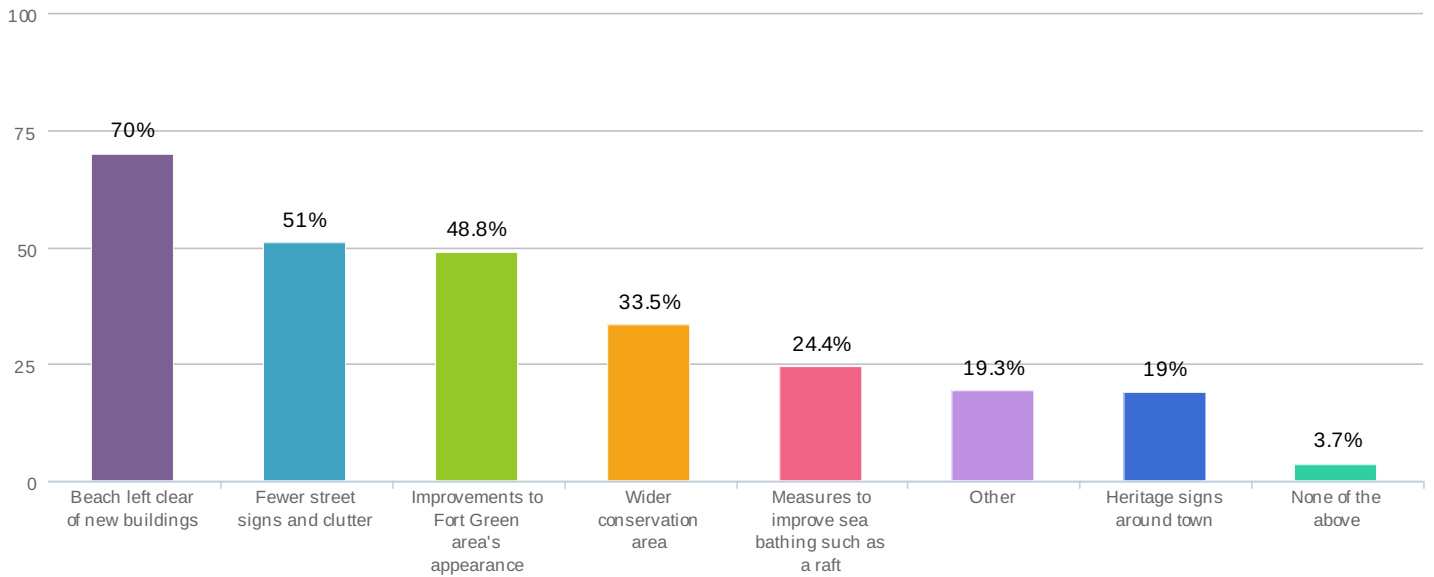
				Statistics	
Yes	25.6%			217	Total Responses 849
No	27.3%			232	
Don't know yet	47.1%			400	
Total				849	

8. Would you like to see a new Museum as part of the restoration of the Moot Hall and surrounding area?



				Statistics	
Yes	40.8%			Total Responses	830
No	30.4%				
Don't know yet	28.8%				
			Total		830

9. Select any of the following you would like to see?



Beach left clear of new buildings	70.0%		590
Fewer street signs and clutter	51.0%		430
Improvements to Fort Green area's appearance	48.8%		411
Wider conservation area	33.5%		282
Measures to improve sea bathing such as a raft	24.4%		206
Other	19.3%		163
Heritage signs around town	19.0%		160
None of the above	3.7%		31
Total			843

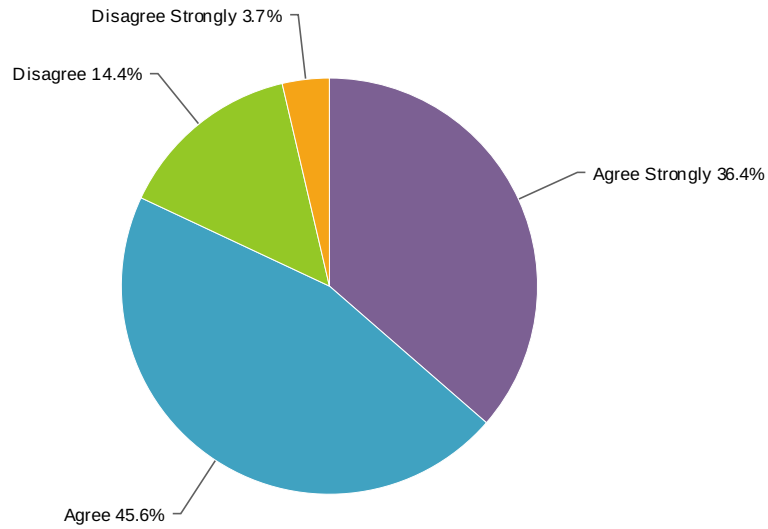
Statistics

Total Responses 843

10. Score each of the following in importance for appreciation of the town (where blank or 0 is not important and 5 is most important)

	0	1	2	3	4	5	Responses
Aldeburgh Beach	1 0.1%	6 0.7%	13 1.6%	54 6.5%	124 14.9%	637 76.3%	835
Architecture in the town	13 1.6%	18 2.2%	43 5.3%	144 17.7%	237 29.1%	360 44.2%	815
Boating pond and area	16 1.9%	31 3.7%	71 8.6%	198 23.9%	218 26.4%	293 35.4%	827
Carnival	93 11.3%	64 7.8%	91 11.0%	164 19.9%	161 19.5%	251 30.5%	824
Children's Sports week	57 7.0%	79 9.7%	134 16.5%	189 23.3%	156 19.2%	196 24.2%	811
Church and churchyard	15 1.8%	32 3.9%	75 9.1%	184 22.4%	240 29.3%	274 33.4%	820
Fireworks on Kings field on Nov 5th	162 20.3%	116 14.5%	124 15.5%	184 23.0%	125 15.6%	89 11.1%	800
Fishermen's huts and boats on the beach	4 0.5%	18 2.2%	38 4.6%	118 14.2%	215 25.9%	438 52.7%	831
High Street character with independent shops	9 1.1%	7 0.8%	34 4.1%	84 10.1%	171 20.5%	530 63.5%	835
Triangle Wood area	44 5.7%	58 7.5%	103 13.3%	201 25.9%	176 22.7%	193 24.9%	775
Marshes and river scape	7 0.8%	13 1.6%	28 3.4%	91 10.9%	189 22.7%	505 60.6%	833
Moot Hall & museum	12 1.4%	19 2.3%	68 8.2%	132 15.8%	243 29.2%	359 43.1%	833
North Warren and the Haven reserves	26 3.2%	32 3.9%	75 9.1%	153 18.6%	188 22.9%	348 42.3%	822
The Red House (Britten Pears Foundation)	100 12.3%	76 9.3%	124 15.2%	158 19.4%	169 20.7%	189 23.2%	816
Walks around the town, railway line and river	5 0.6%	9 1.1%	37 4.5%	107 12.9%	220 26.6%	449 54.3%	827
Score each of the following in importance for appreciation of the town (where blank or 0 is not important and 5 is most important)	0 0.0%	0 0.0%	0 0.0%	0 0.0%	0 0.0%	0 0.0%	0

11. Affordable Housing Aldeburgh is not earmarked in the District plan for new housing beyond infill but many people think we need more rental housing especially sheltered for the elderly, and for singles or smaller family units (e.g. 1+1 child). Do you agree affordable housing should be a priority in the town or nearby?

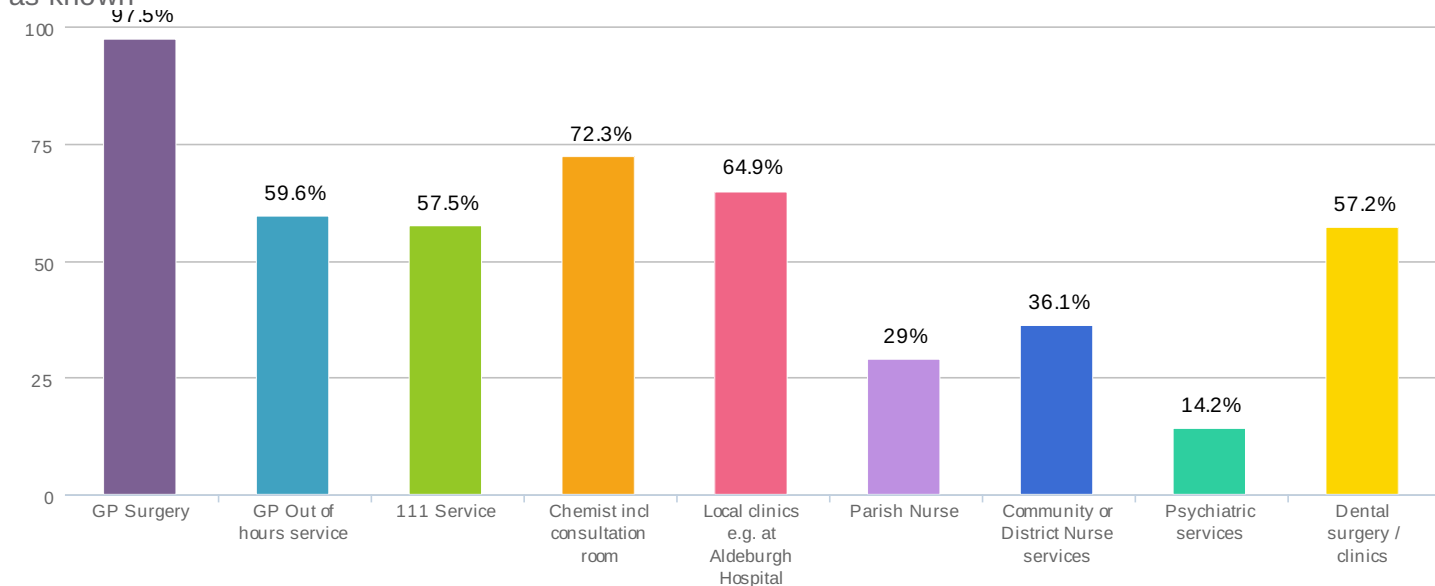


Agree Strongly	36.4%		309
Agree	45.6%		387
Disagree	14.4%		122
Disagree Strongly	3.7%		31
Total			849

Statistics

Total Responses	849
Average	2.0

12. Health Are you aware of options for local medical care and how you might access themselect as many as known

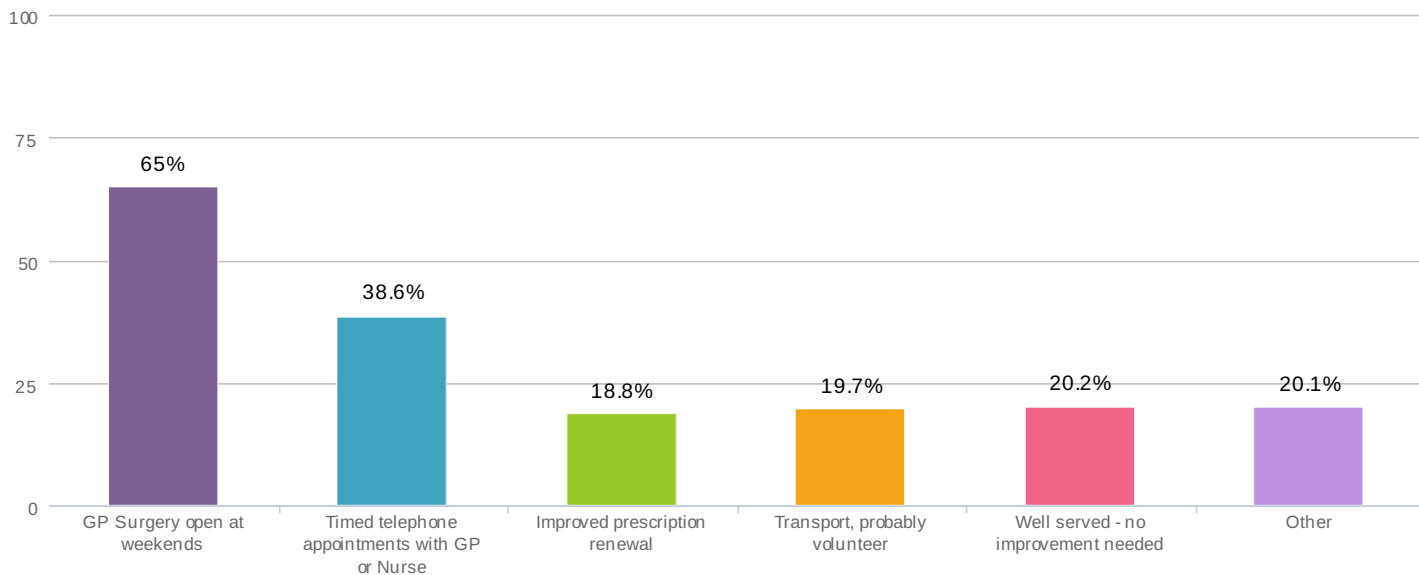


GP Surgery	97.5%		816
GP Out of hours service	59.6%		499
111 Service	57.5%		481
Chemist incl consultation room	72.3%		605
Local clinics e.g. at Aldeburgh Hospital	64.9%		543
Parish Nurse	29.0%		243
Community or District Nurse services	36.1%		302
Psychiatric services	14.2%		119
Dental surgery / clinics	57.2%		479
Total			837

Statistics

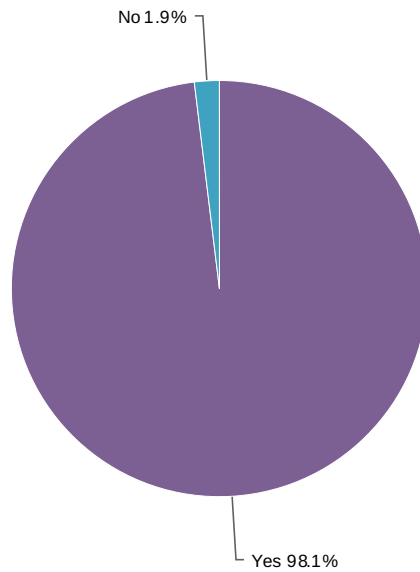
Total Responses	837
Average	63.8

13. How do you think medical facilities and access to them could be improved locally? Select any from



				Statistics	
GP Surgery open at weekends	65.0%			512	Total Responses 788
Timed telephone appointments with GP or Nurse	38.6%			304	
Improved prescription renewal	18.8%			148	
Transport, probably volunteer	19.7%			155	
Well served - no improvement needed	20.2%			159	
Other	20.1%			158	
Total				788	

14. Do you agree that as a town we should continue to support Aldeburgh Good Neighbours scheme, United Charities, First Responders and other volunteer and charitable efforts for health and social care?

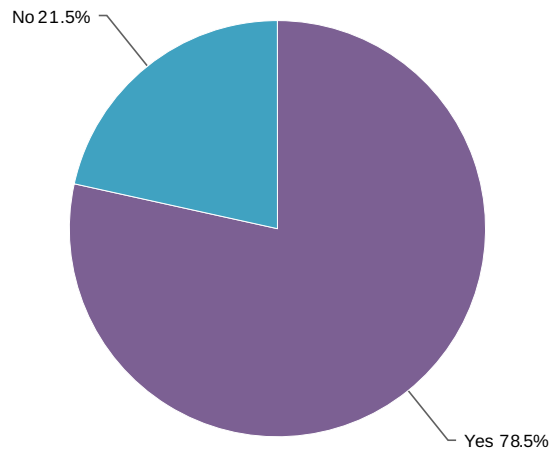


Yes	98.1%	<div style="width: 98.1%; height: 15px; background-color: #6a3d9a;"></div>	812
No	1.9%	<div style="width: 1.9%; height: 15px; background-color: #00838f;"></div>	16
Total			828

Statistics

Total Responses 828

15. Do you think a health and care service "how to" guide would be useful?

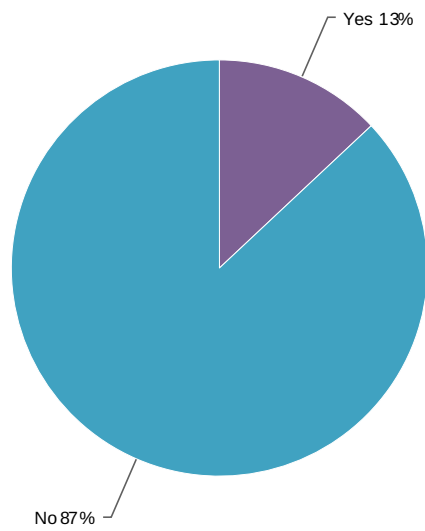




Yes	78.5%	<div style="width: 78.5%; height: 15px; background-color: #6a3d9a;"></div>	634
No	21.5%	<div style="width: 21.5%; height: 15px; background-color: #00838f;"></div>	174
Total			808

Statistics

Total Responses 808

16. Do health problems or disability restrict your day to day living?



Yes	13.0%		108
No	87.0%		722
Total			830

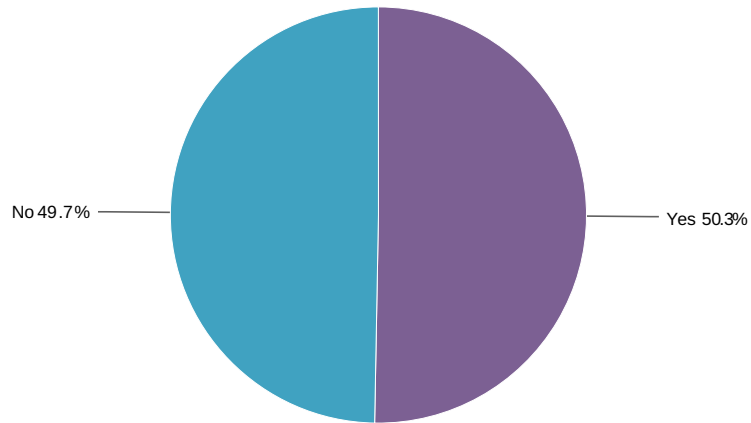
Statistics

Total Responses 830

18. Please rate any treatment you or your family have received from the following...

	Not used	Poor	Ok	Good	Excellent	Responses
GP Surgery	85 10.6%	20 2.5%	114 14.2%	367 45.6%	219 27.2%	805
GP out of hours service	338 53.7%	72 11.4%	84 13.4%	82 13.0%	53 8.4%	629
111 Service	415 69.2%	33 5.5%	45 7.5%	61 10.2%	46 7.7%	600
Chemist incl consultation room	161 22.8%	7 1.0%	99 14.0%	279 39.5%	160 22.7%	706
Aldeburgh Hospital inpatient	454 75.5%	12 2.0%	24 4.0%	59 9.8%	52 8.7%	601
Local clinics e.g. at Aldeburgh Hospital	260 38.9%	11 1.6%	68 10.2%	200 29.9%	129 19.3%	668
Parish Nurse	487 85.9%	2 0.4%	8 1.4%	37 6.5%	33 5.8%	567
First Responders	444 74.4%	3 0.5%	10 1.7%	53 8.9%	87 14.6%	597
Community or District Nurse services	443 74.5%	1 0.2%	15 2.5%	68 11.4%	68 11.4%	595
Dental Service	380 62.0%	34 5.5%	58 9.5%	99 16.2%	42 6.9%	613
Please rate any treatment you or your family have received from the following...	0 0.0%	0 0.0%	0 0.0%	0 0.0%	0 0.0%	0

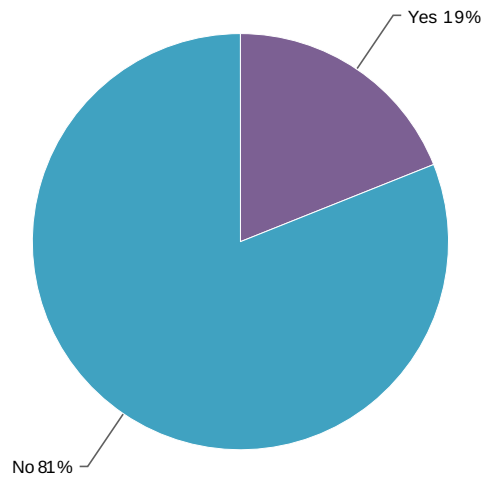
19. Are you a member of any local societies or "friends of" group?



Yes	50.3%		424
No	49.7%		419
Total			843

Statistics	
Total Responses	843

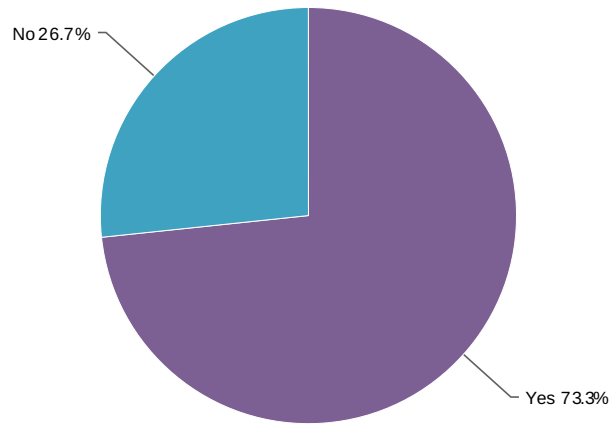
20. Would you join a volunteer database for the town which maintains a list of skills available on an adhoc basis for town charitable work? If yes you will be asked for details later.



Yes	19.0%		153
No	81.0%		654
Total			807

Statistics	
Total Responses	807

21. Should the Library building be expanded to support other public or social services (such as Citizens Advice or Social services) ?

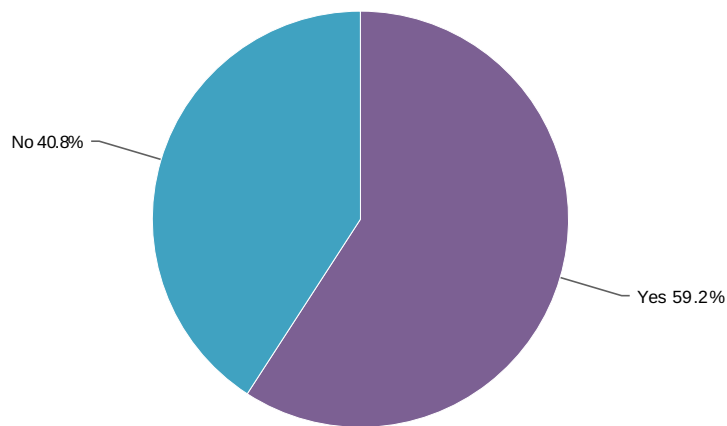


Yes	73.3%		583
No	26.7%		212
Total			795

Statistics

Total Responses 795

22. Library volunteers have successfully introduced award winning adult learning courses. Would you ever join such courses? Please add comment on any you might want to see

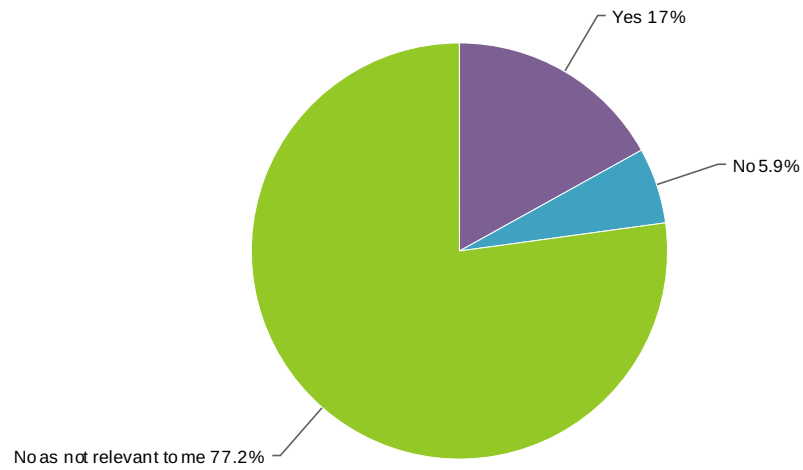


Yes	59.2%		478
No	40.8%		330
Total			808

Statistics

Total Responses 808

23. Would you like to see more & improved secondary school provision nearby?

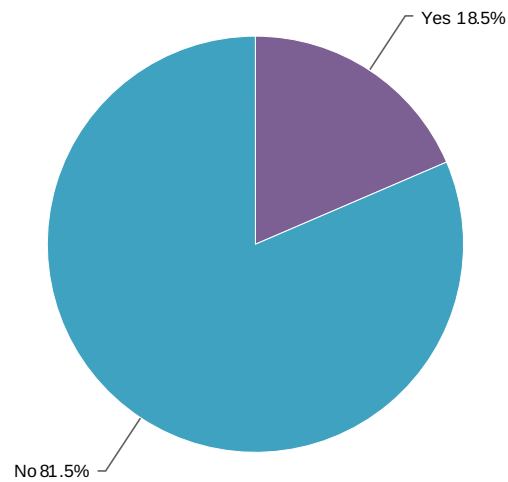


Yes	17.0%		141
No	5.9%		49
No as not relevant to me	77.2%		642
Total			832

Statistics

Total Responses 832

24. Are the right sort of further education or training courses relevant to you?



Yes	18.5%		142
No	81.5%		624
Total			766

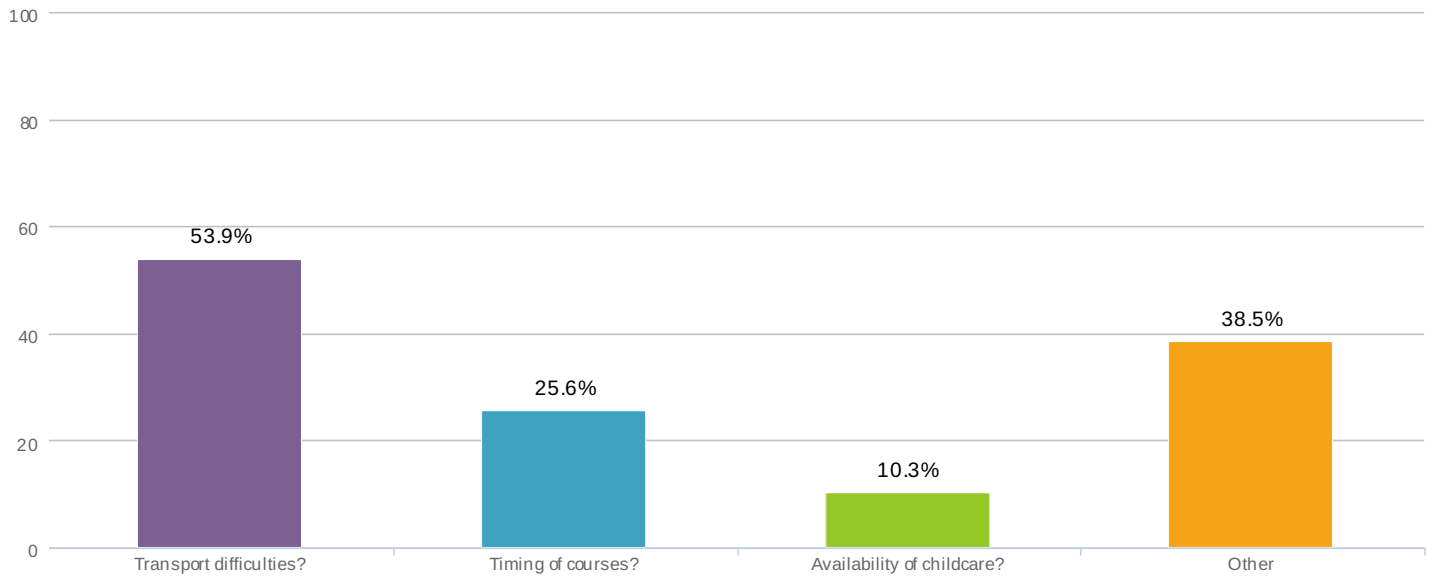
Statistics

Total Responses 766

25. If yes..

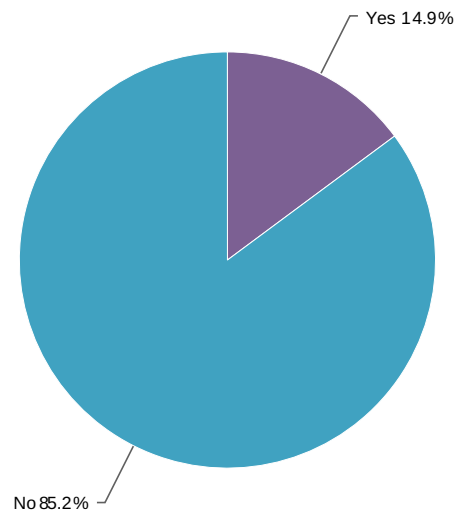
	Yes	No	Responses
Are the right sort of courses available?	68 63.6%	39 36.4%	107
If you attended a course/s, were they useful?	54 90.0%	6 10.0%	60
Can you easily access such courses?	73 65.8%	39 35.1%	111
If yes..	0 0.0%	0 0.0%	0

26. If no easy access, what are the key issues? (mark as many as apply)



				Statistics	
Transport difficulties?	53.9%		21	Total Responses	39
Timing of courses?	25.6%		10		
Availability of childcare?	10.3%		4		
Other	38.5%		15		
Total			39		

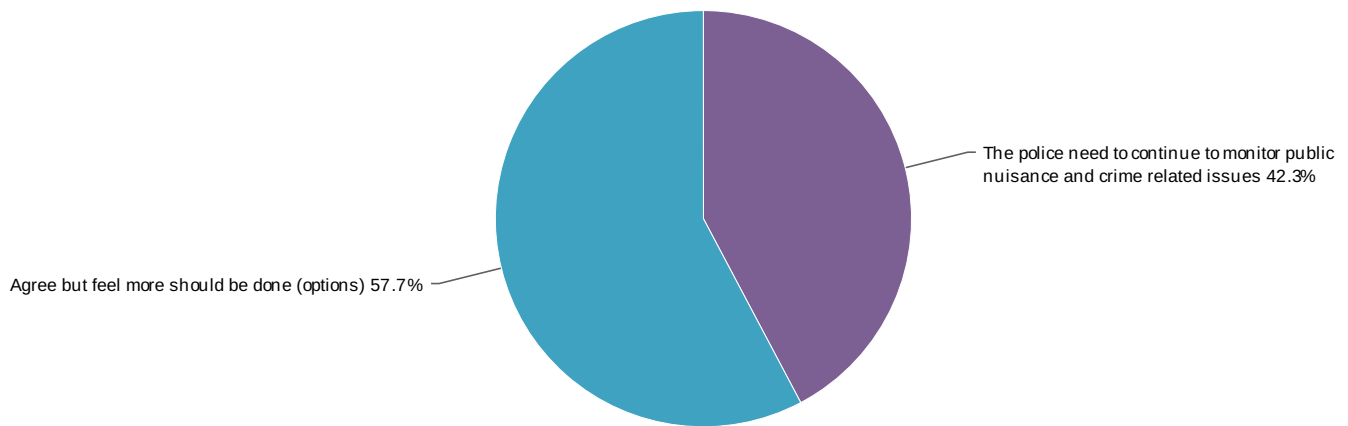
27. If you are self employed would you find it helpful to have access to a business mentor or other advice?



Yes	14.9%		53
No	85.2%		304
Total			357

Statistics	
Total Responses	357

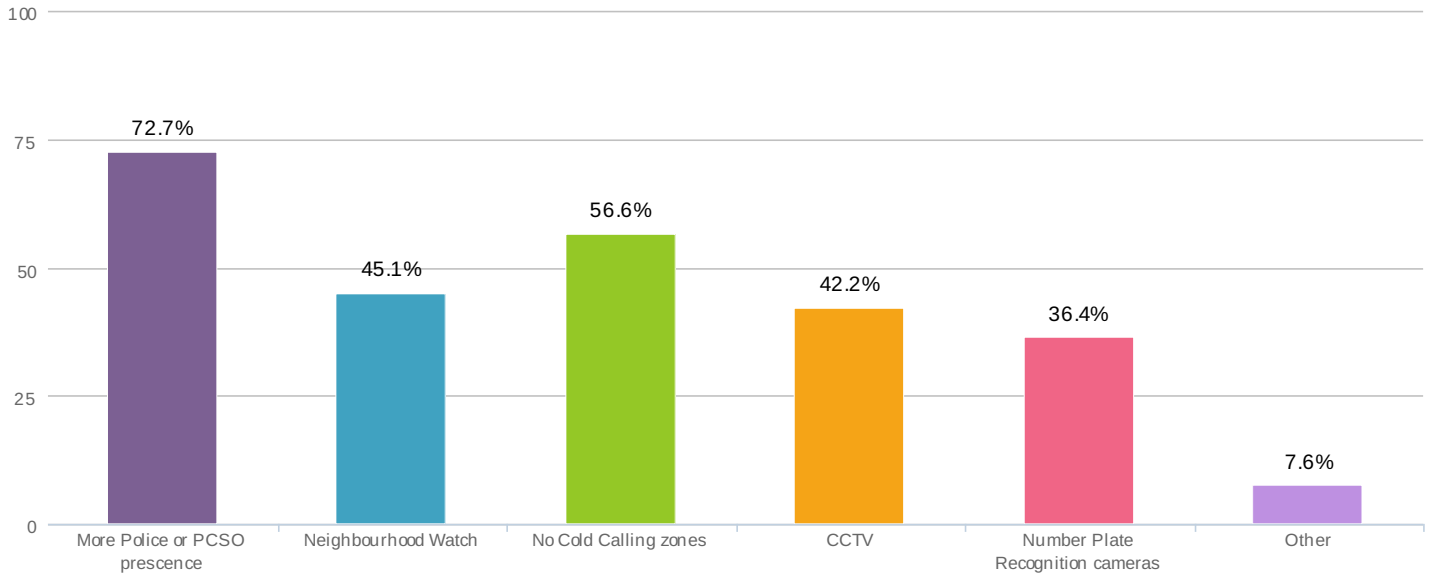
28. Community Safety Aldeburgh is generally regarded as a low crime area and a safe place to live or visit. What do you think of current levels of safety?



The police need to continue to monitor public nuisance and crime related issues	42.3%		352
Agree but feel more should be done (options)	57.7%		481
Total			833

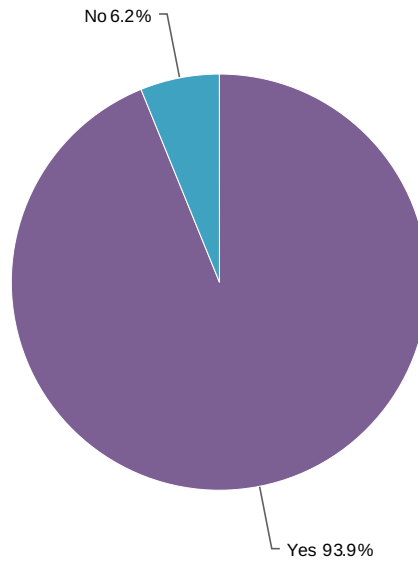
Statistics	
Total Responses	833
Average	1.6

If you feel more should be done would you welcome (more)...



				Statistics	
More Police or PCSO presence	72.7%			Total Responses	472
Neighbourhood Watch	45.1%				
No Cold Calling zones	56.6%				
CCTV	42.2%				
Number Plate Recognition cameras	36.4%				
Other	7.6%				
			Total		472

29. The town council has a plan for sports that includes refurbishing facilities around the Community centre, developing the Football and Rugby pitches, helping maintain the high quality Bowls facilities, Boules, Tennis and the Outdoor gym, in co-operation with neighbouring towns. Do you support this plan?

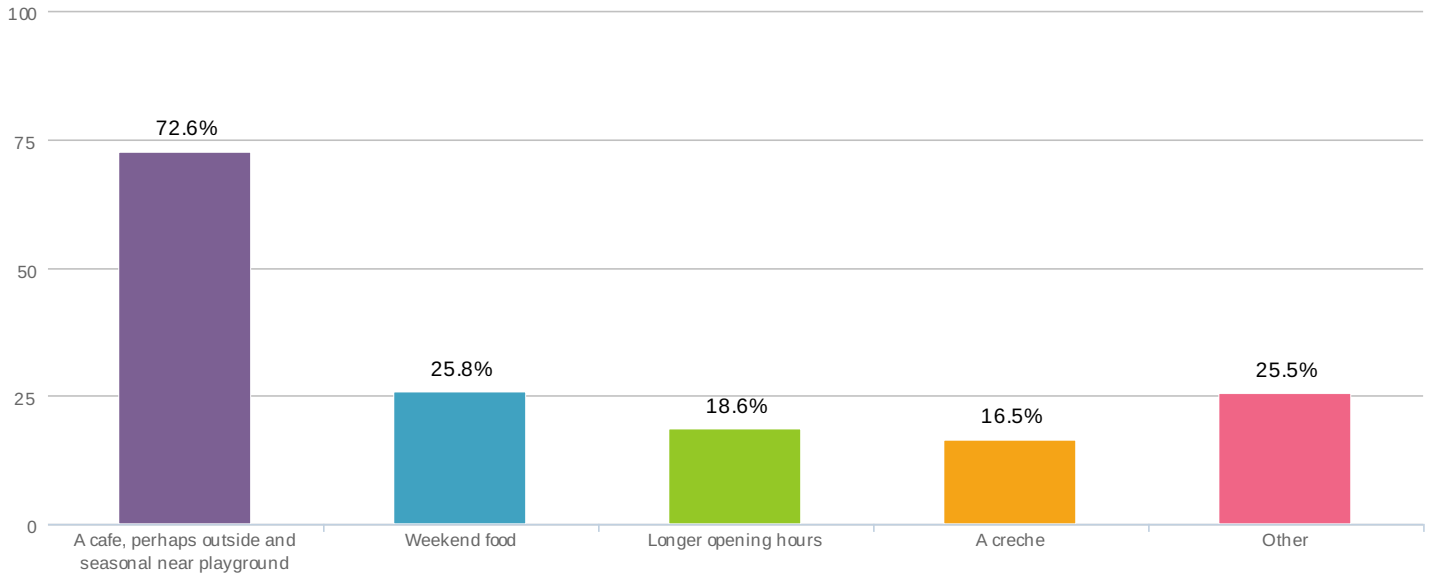


Yes	93.9%		748
No	6.2%		49
Total			797

Statistics

Total Responses 797

30. If we improve the facilities at the Community Centre itself, select any you would like to see added?

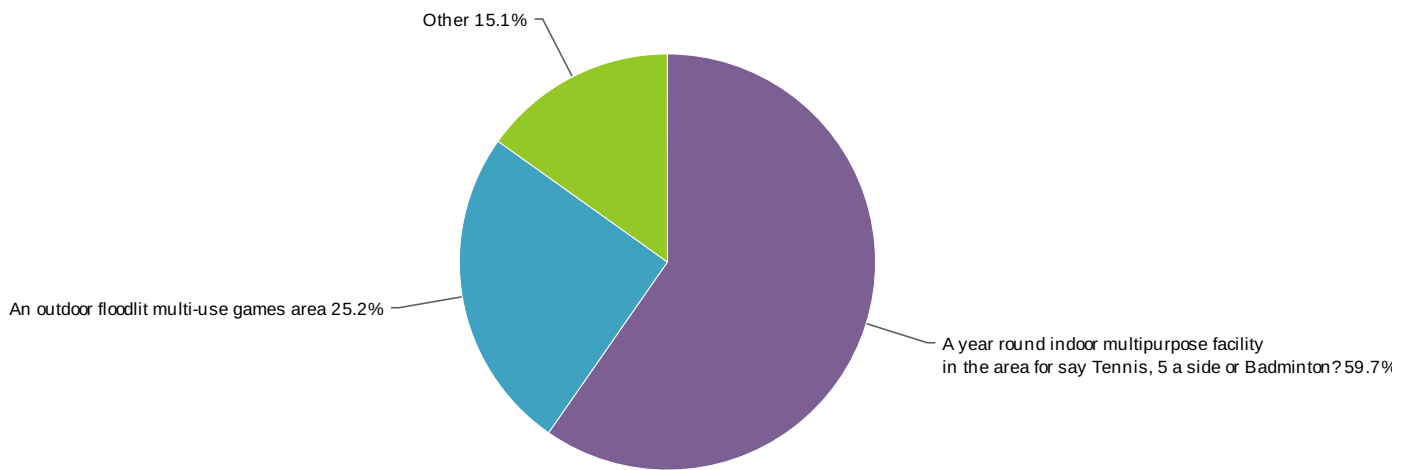


A cafe, perhaps outside and seasonal near playground	72.6%		313
Weekend food	25.8%		111
Longer opening hours	18.6%		80
A creche	16.5%		71
Other	25.5%		110
		Total	431

Statistics

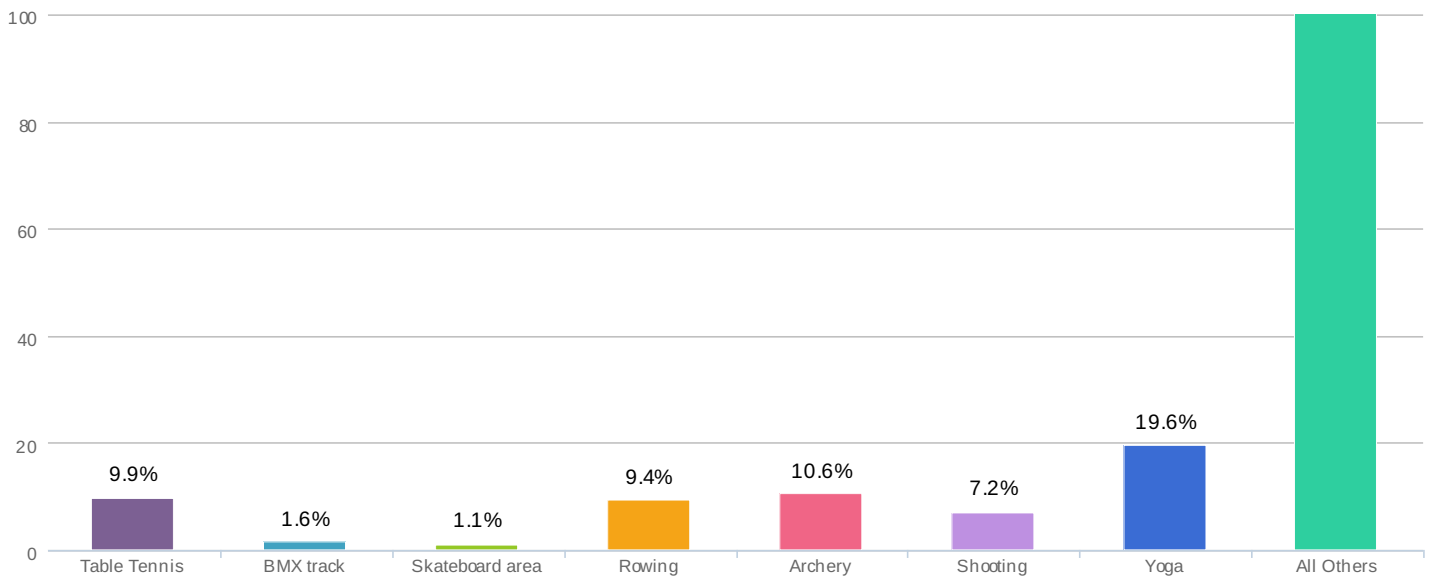
Total Responses	431
-----------------	-----

31. If money were available which, if either, should we develop?



				Statistics	
A year round <u>indoor</u> multipurpose facility in the area for say Tennis, 5 a side or Badminton?	59.7%		339	Total Responses	568
An <u>outdoor</u> floodlit multi-use games area	25.2%		143		
Other	15.1%		86		
		Total	568		

32. Are you already a member, or would you be interested in joining existing or new sports clubs or facilities for:

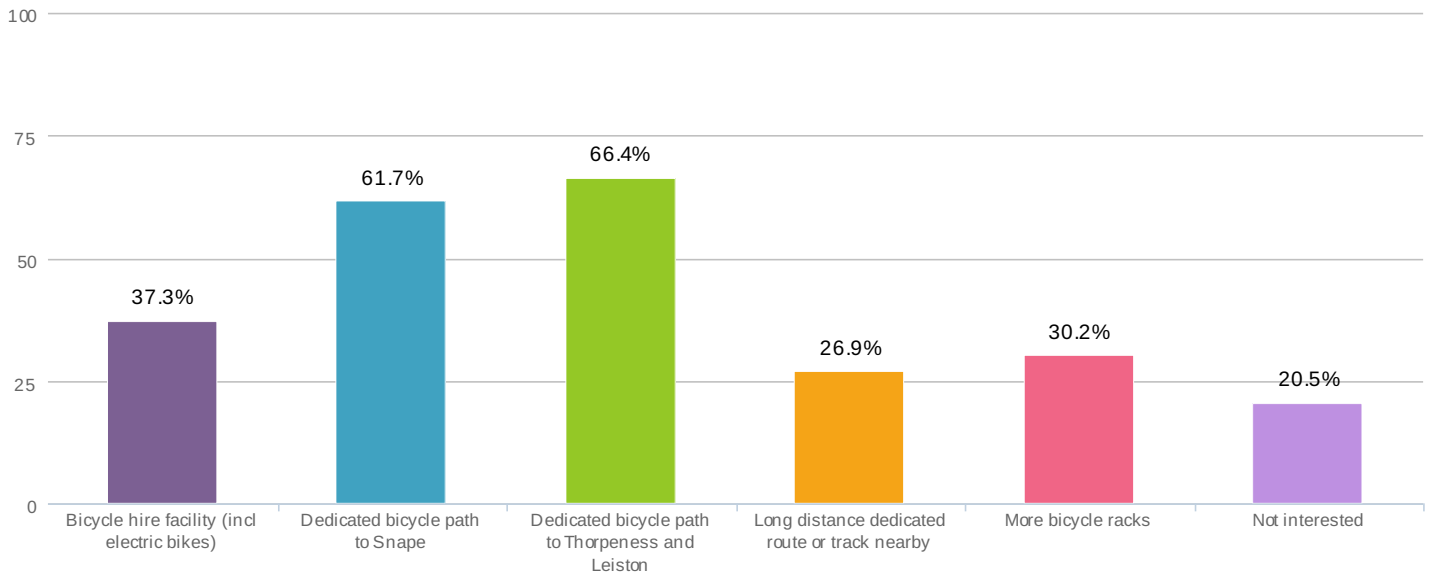








Statistics

Table Tennis	9.9%		63
BMX track	1.6%		10
Skateboard area	1.1%		7
Rowing	9.4%		60
Archery	10.6%		68
Shooting	7.2%		46
Yoga	19.6%		125
Rambling	14.1%		90
Netball	4.4%		28
Cycling	14.4%		92
Croquet	9.6%		61
Karate	2.5%		16
No	45.5%		291
Other	19.1%		122
Total			639

Total Responses 639

33. We should encourage bicycling by...:

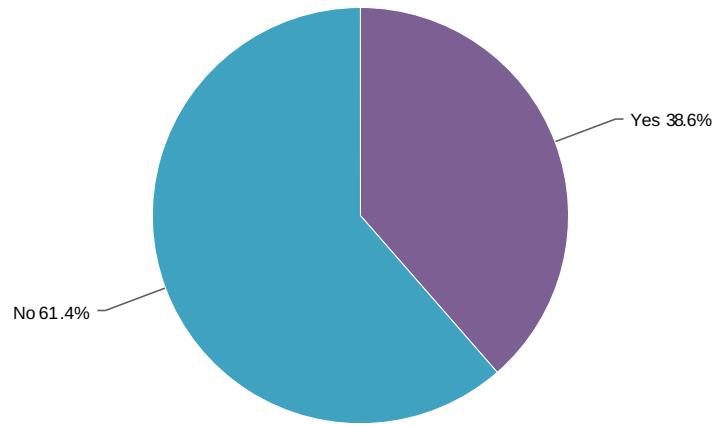


				Statistics	
Bicycle hire facility (incl electric bikes)	37.3%		300	Total Responses	804
Dedicated bicycle path to Snape	61.7%		496		
Dedicated bicycle path to Thorpeness and Leiston	66.4%		534		
Long distance dedicated route or track nearby	26.9%		216		
More bicycle racks	30.2%		243		
Not interested	20.5%		165		
Total			804		

34. Public transport and Parking

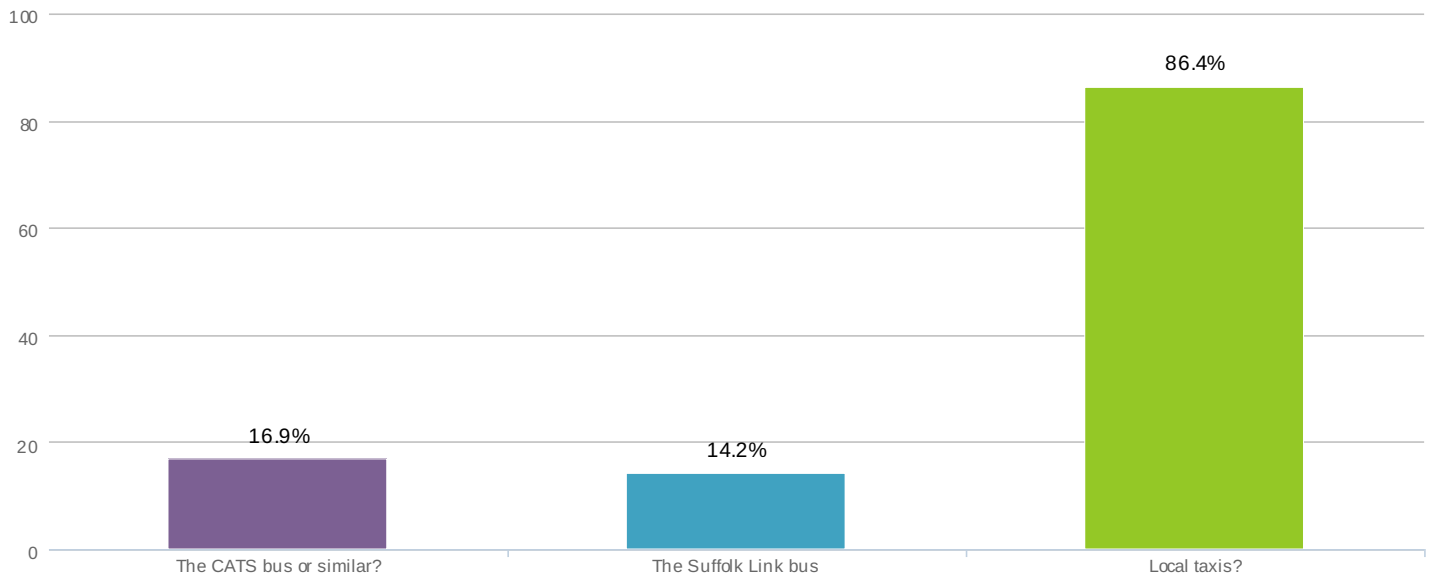
	Yes	No	Responses
Do you or your household use public transport buses in Aldeburgh area?	273 33.3%	546 66.7%	819
Would you use them if they ran later in the evening	186 27.7%	485 72.3%	671
Would you use them if they ran on Sundays?	192 28.8%	475 71.2%	667
Public transport and Parking	0 0.0%	0 0.0%	0

35. If a shuttle bus operated around town during working hours, at reasonable cost, would you consider using it?



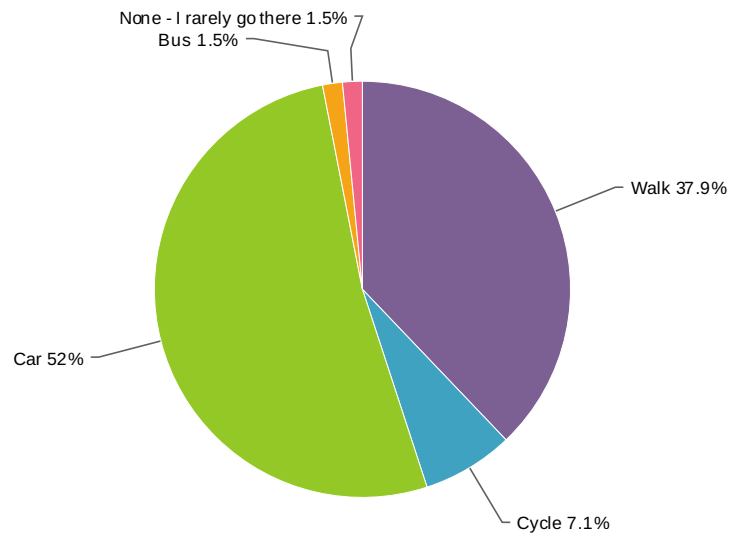
				Statistics	
Yes	38.6%			304	Total Responses 788
No	61.4%			484	
Total				788	

36. Other Transport - tick boxes if you use any of the following..



				Statistics	
The CATS bus or similar?	16.9%			57	Total Responses 337
The Suffolk Link bus	14.2%			48	
Local taxis?	86.4%			291	
Total				337	

37. How do you normally go from your home to the Town Centre?

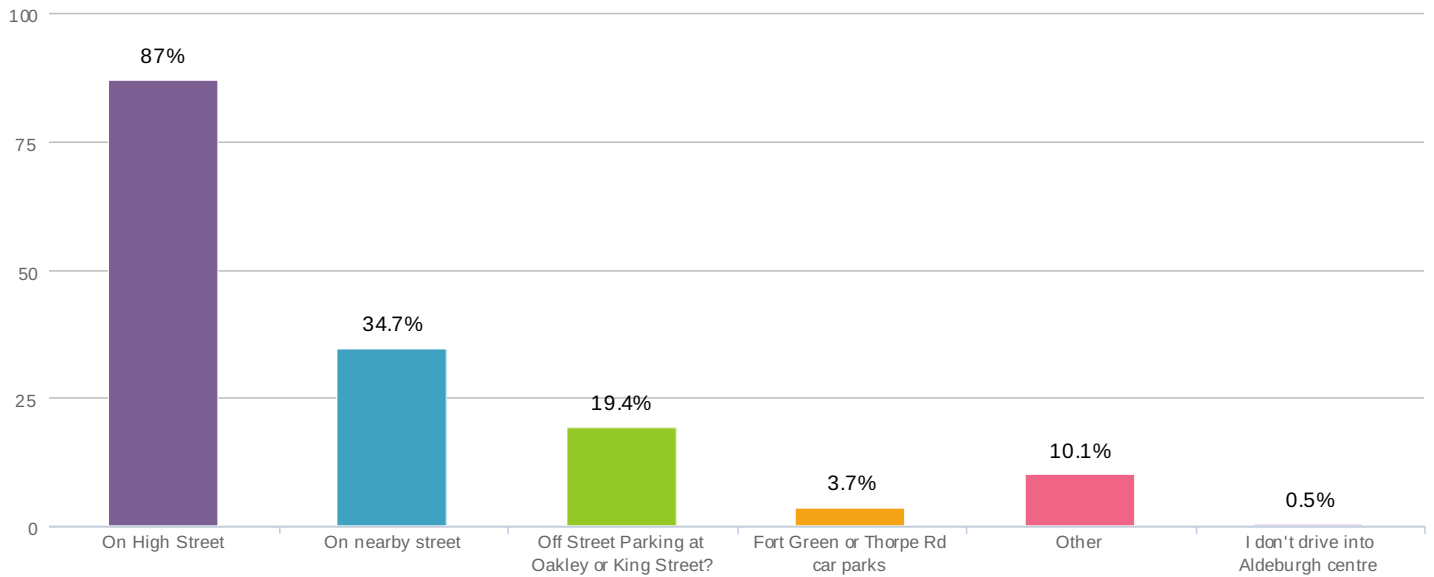


Walk	37.9%		320
Cycle	7.1%		60
Car	52.0%		439
Bus	1.5%		13
None - I rarely go there	1.5%		13
Total			845

Statistics

Total Responses 845

38. If you drive into the Town centre, where do you normally park?

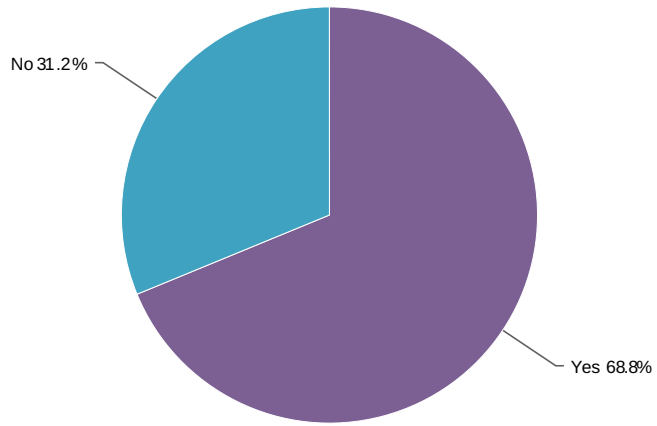




Statistics

On High Street	87.0%		381
On nearby street	34.7%		152
Off Street Parking at Oakley or King Street?	19.4%		85
Fort Green or Thorpe Rd car parks	3.7%		16
Other	10.1%		44
I don't drive into Aldeburgh centre	0.5%		2
Total			438

Total Responses 438

39. Would you like Parking to remain free of charge in the town centre?

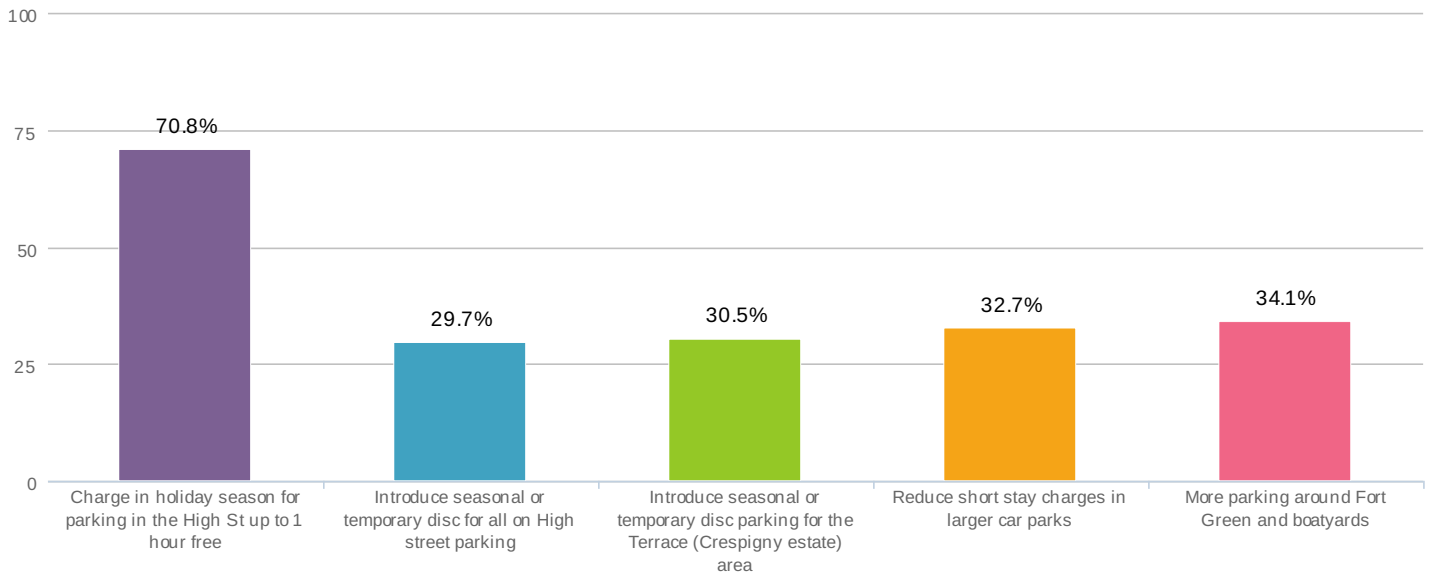


Yes	68.8%		564
No	31.2%		256
Total			820

Statistics

Total Responses 820

40. If no, which of these possible changes to parking arrangements in the town centre would you like?

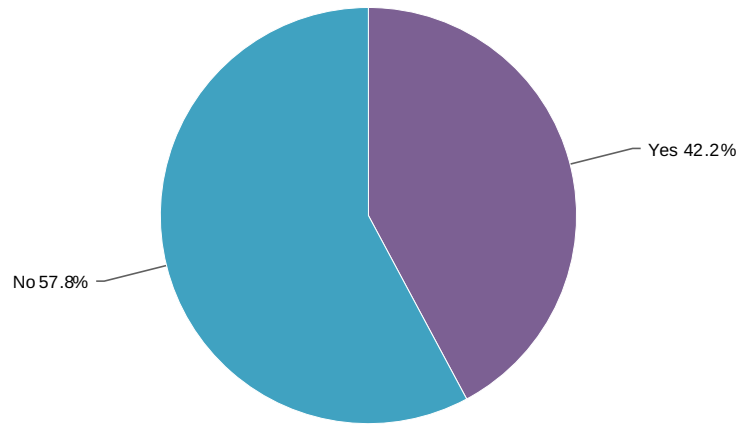






Charge in holiday season for parking in the High St up to 1 hour free	70.8%		160
Introduce seasonal or temporary disc for all on High street parking	29.7%		67
Introduce seasonal or temporary disc parking for the Terrace (Crespigny estate) area	30.5%		69
Reduce short stay charges in larger car parks	32.7%		74
More parking around Fort Green and boatyards	34.1%		77
Total			226

Statistics

Total Responses	226
Average	21.2

41. If adequate alternative parking space could be provided, would you support a “pedestrian priority zone”, narrowing the highway in the High Street with wider pavements and more effective traffic calming measures?

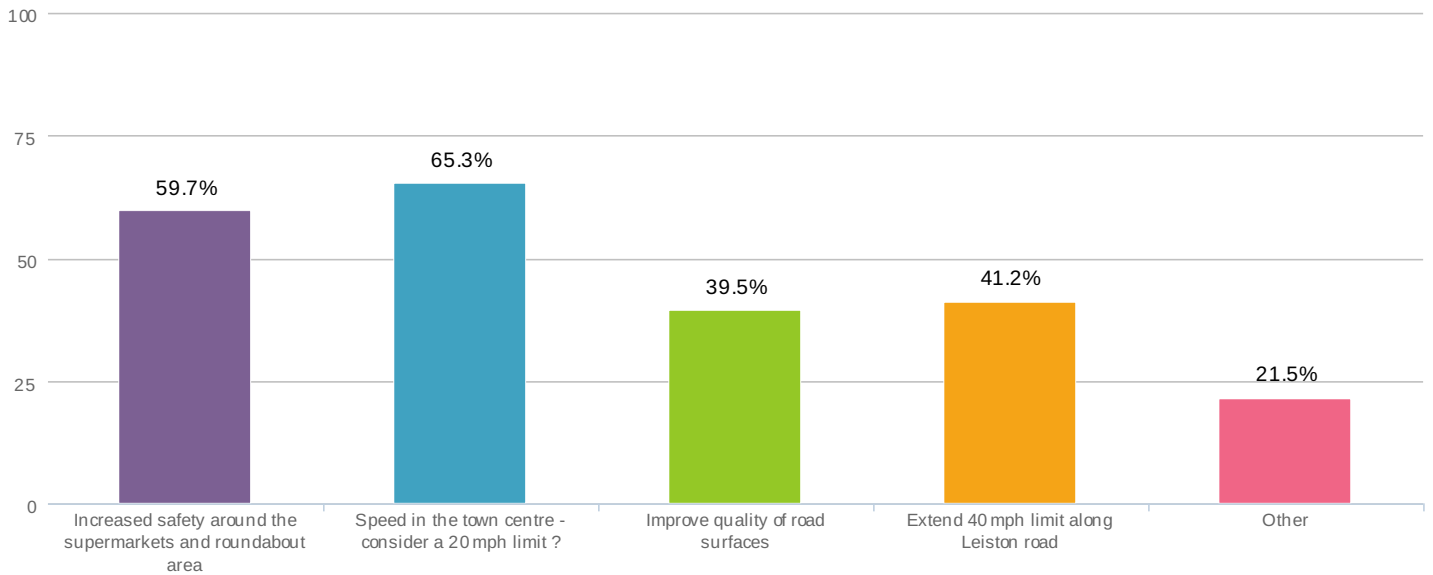


Yes	42.2%			329
No	57.8%			451
Total				780

Statistics

Total Responses 780

42. Do you agree with any of these suggestions for traffic in Aldeburgh?

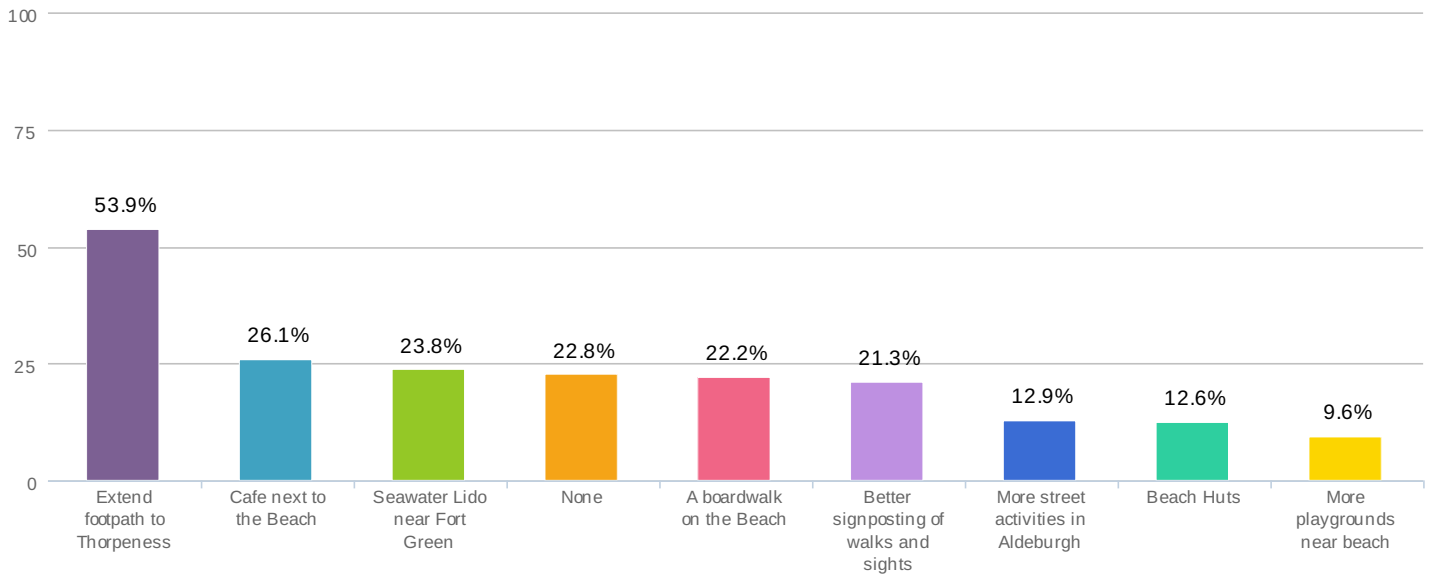











Increased safety around the supermarkets and roundabout area	59.7%		452
Speed in the town centre - consider a 20 mph limit ?	65.3%		494
Improve quality of road surfaces	39.5%		299
Extend 40 mph limit along Leiston road	41.2%		312
Other	21.5%		163
Total			757

Statistics

Total Responses	757
Average	30.0

43. Business and Visitors in Aldeburgh Select any of the following developments you would like to see in Aldeburgh

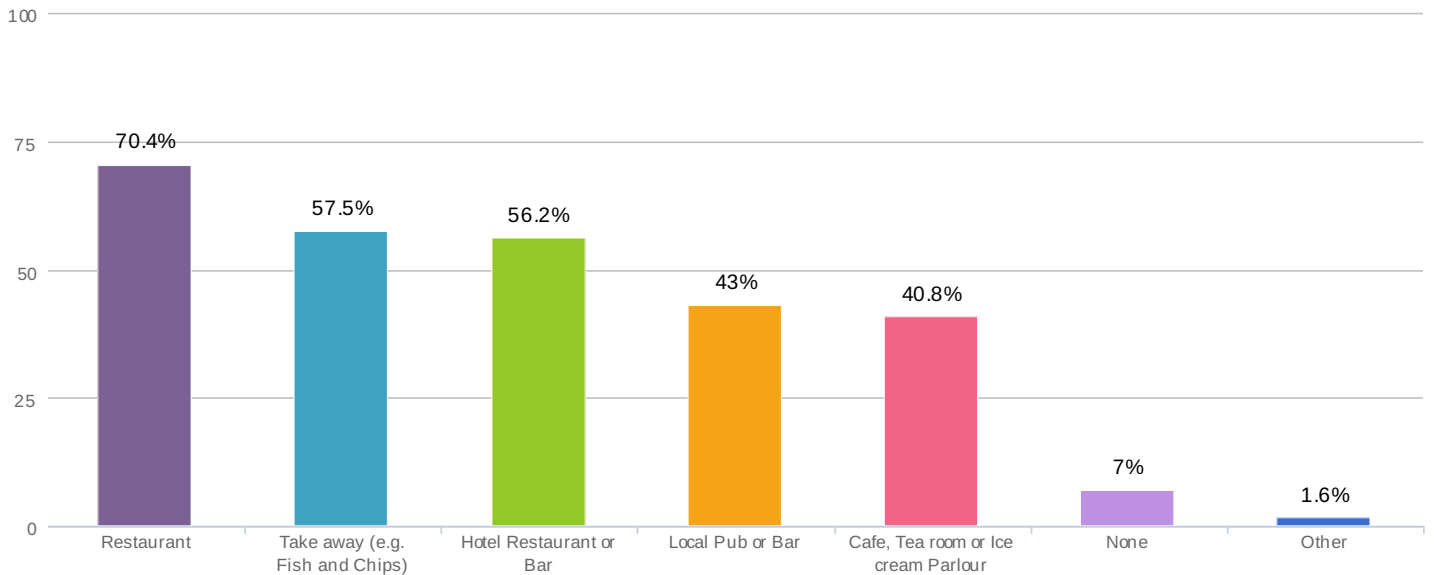


Extend footpath to Thorpeness	53.9%		411
Cafe next to the Beach	26.1%		199
Seawater Lido near Fort Green	23.8%		181
None	22.8%		174
A boardwalk on the Beach	22.2%		169
Better signposting of walks and sights	21.3%		162
More street activities in Aldeburgh	12.9%		98
Beach Huts	12.6%		96
More playgrounds near beach	9.6%		73
Total			762

Statistics

Total Responses 762

44. If you eat out or drink in Aldeburgh, which types of place do you use regularly?

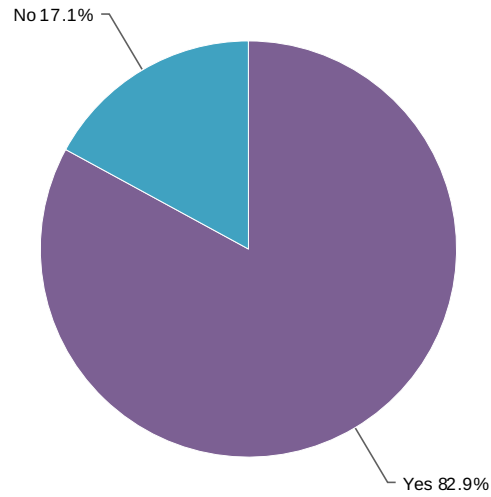


Restaurant	70.4%		583
Take away (e.g. Fish and Chips)	57.5%		476
Hotel Restaurant or Bar	56.2%		465
Local Pub or Bar	43.0%		356
Cafe, Tea room or Ice cream Parlour	40.8%		338
None	7.0%		58
Other	1.6%		13
Total			828

Statistics

Total Responses 828

45. Do you regularly shop on the High Street?

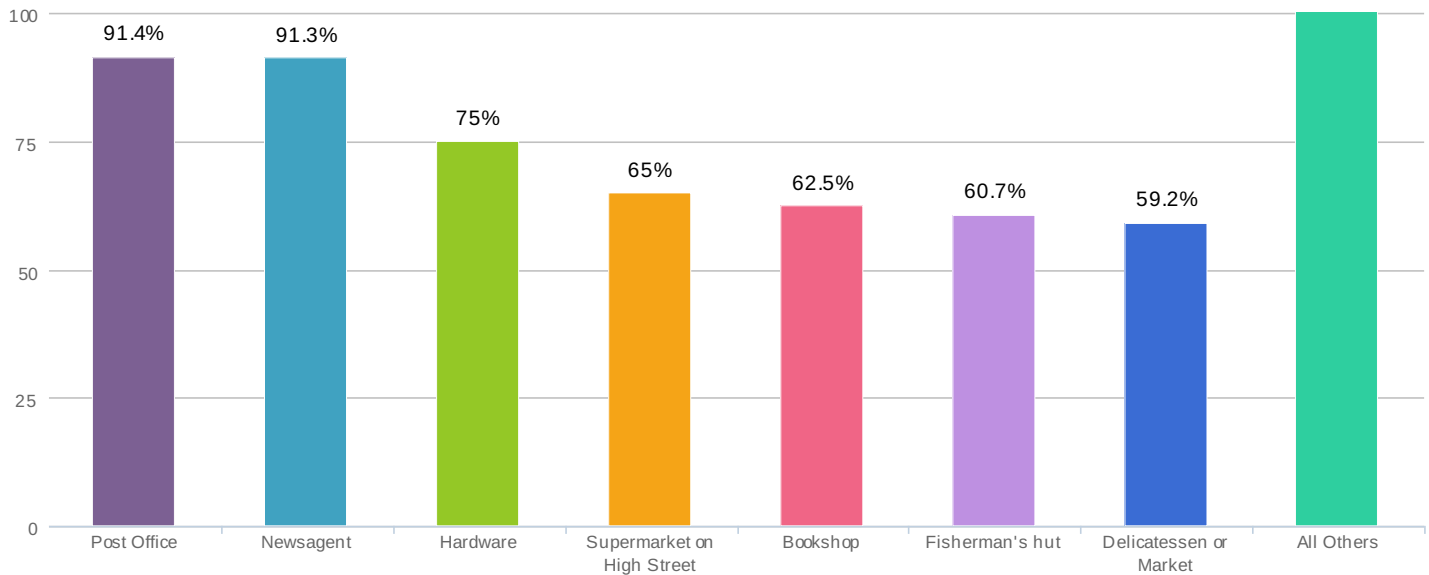


Yes	82.9%		700
No	17.1%		144
Total			844

Statistics

Total Responses 844

46. If yes - which types of shop do you use regularly in Aldeburgh?

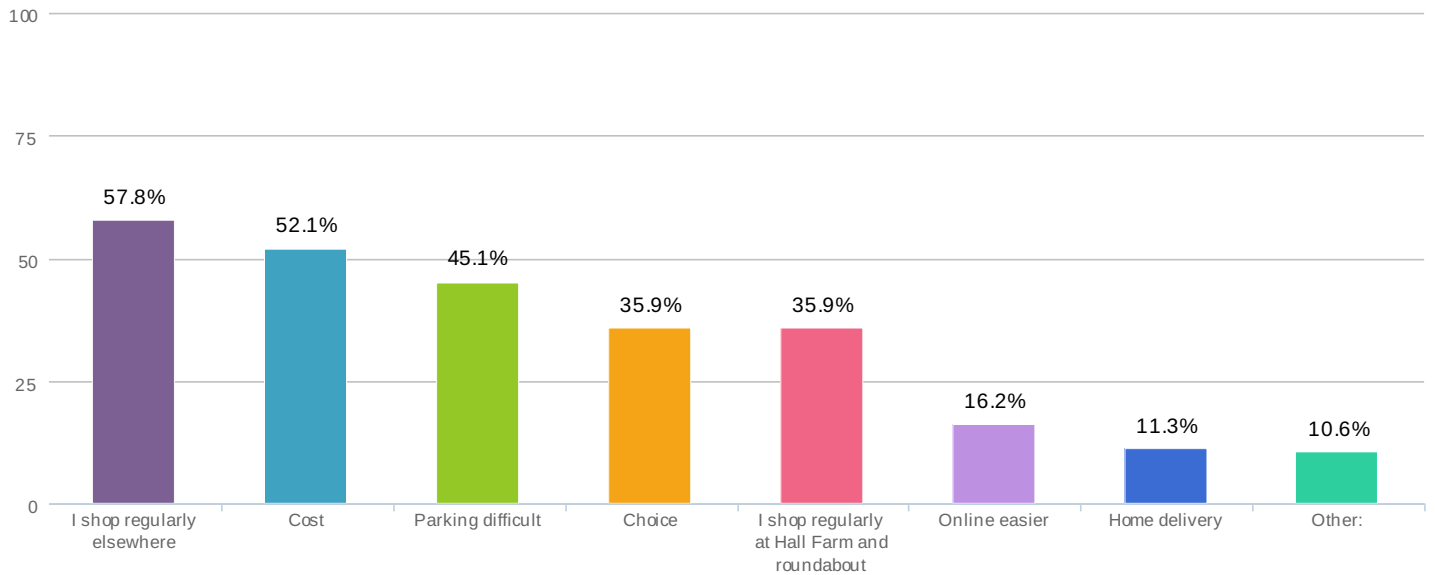


Post Office	91.4%		639
Newsagent	91.3%		638
Hardware	75.0%		524
Supermarket on High Street	65.0%		454
Bookshop	62.5%		437
Fisherman's hut	60.7%		424
Delicatessen or Market	59.2%		414
Butcher	57.7%		403
Clothes or Shoes	53.5%		374
Bakery or Cake shop	49.6%		347
Wine Merchant	30.3%		212
Other shops wanted:	19.6%		137
Household furnishings	9.2%		64
Total			699

Statistics

Total Responses 699

47. If no - why not ?

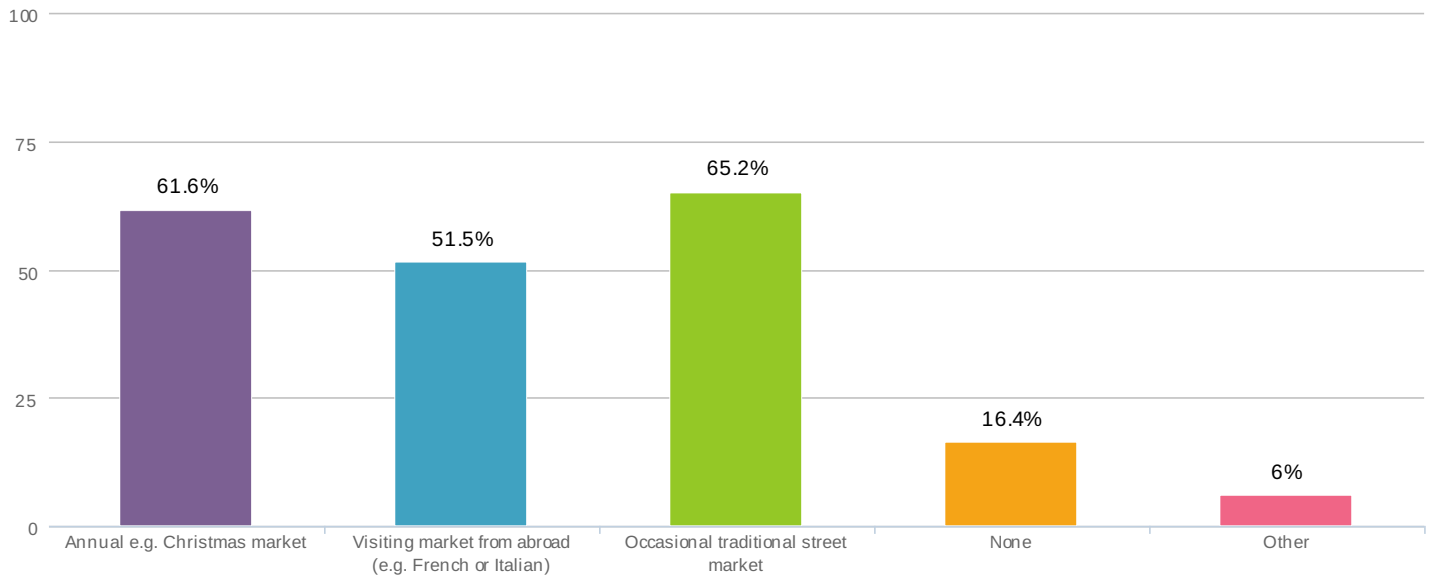


I shop regularly elsewhere	57.8%		82
Cost	52.1%		74
Parking difficult	45.1%		64
Choice	35.9%		51
I shop regularly at Hall Farm and roundabout	35.9%		51
Online easier	16.2%		23
Home delivery	11.3%		16
Other:	10.6%		15
Total			142

Statistics

Total Responses 142

48. Would you support any of the following markets in town?

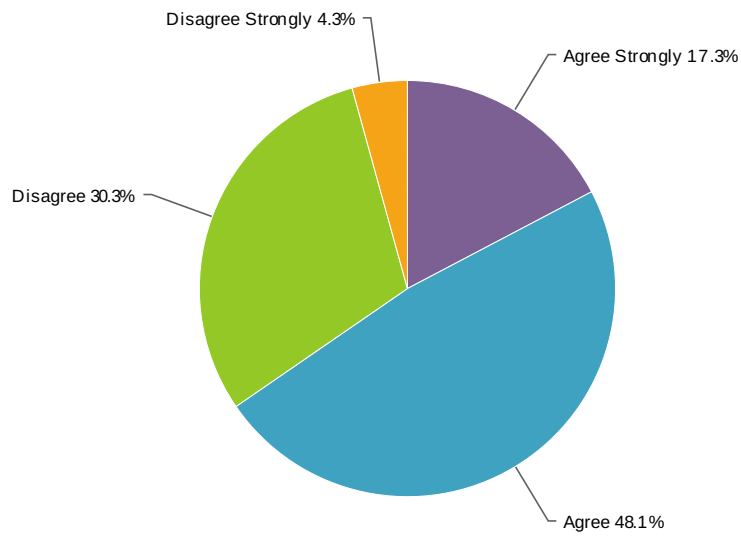


Annual e.g. Christmas market	61.6%		501
Visiting market from abroad (e.g. French or Italian)	51.5%		419
Occasional traditional street market	65.2%		530
None	16.4%		133
Other	6.0%		49
Total			813

Statistics

Total Responses 813

49. There is great pride that our town and nearby has such a thriving cultural and creative scene. Do you think Aldeburgh needs to work to create a more community cultural feel for all in the immediate area?

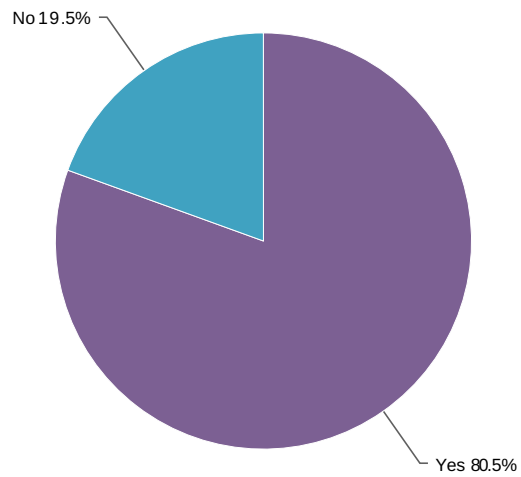


Agree Strongly	17.3%		129
Agree	48.1%		359
Disagree	30.3%		226
Disagree Strongly	4.3%		32
Total			746

Statistics

Total Responses 746

50. Should we encourage events in Aldeburgh itself?

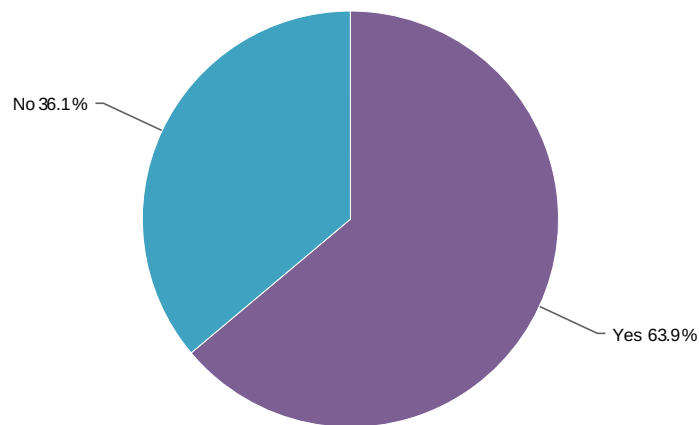


Yes	80.5%	<div style="width: 80.5%; height: 15px; background-color: #6a3d9a;"></div>	600
No	19.5%	<div style="width: 19.5%; height: 15px; background-color: #1f9e9e;"></div>	145
Total			745

Statistics

Total Responses 745

51. Should the town restart its Town Play or Pantomime?



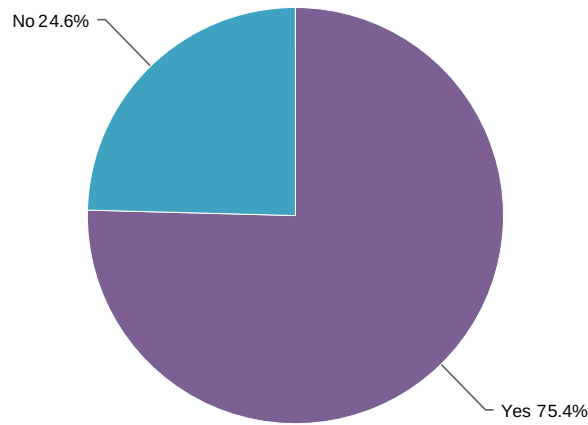
Yes	63.9%	<div style="width: 63.9%; height: 15px; background-color: #6a3d9a;"></div>	435
No	36.1%	<div style="width: 36.1%; height: 15px; background-color: #1f9e9e;"></div>	246
Total			681

Statistics

Total Responses 681

Average 1.4

52. Do you feel residents and visitors would benefit from an improved “What’s on” website and a regularly updated paper version distributed to visitors?

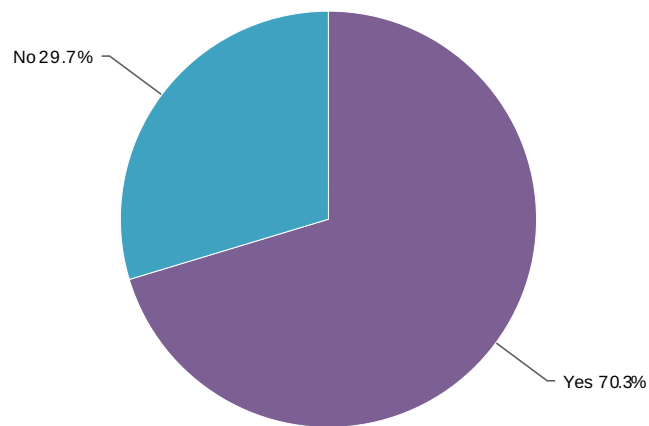


Yes	75.4%		577
No	24.6%		188
Total			765

Statistics

Total Responses	765
Average	1.2

53. Should we have a booking office where you can buy tickets online for all local events - a "one stop ticket shop"?

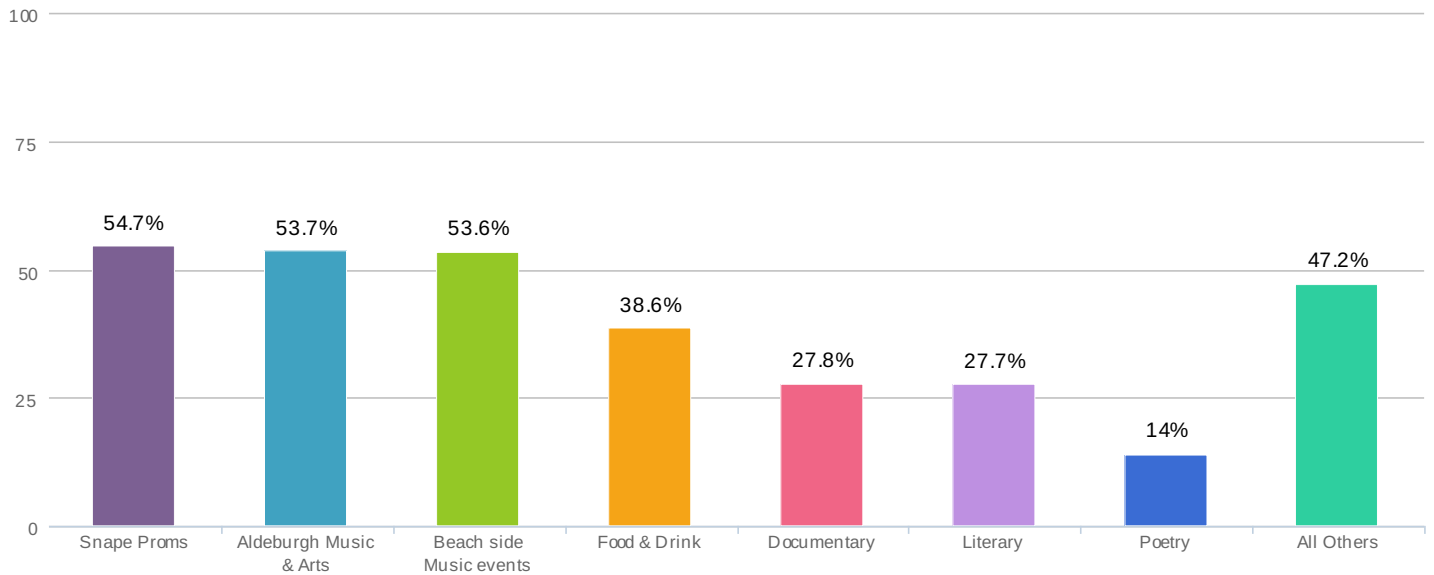


Yes	70.3%		519
No	29.7%		219
Total			738

Statistics

Total Responses	738
-----------------	-----

54. Do you go to any of the following local festivals? - select any..

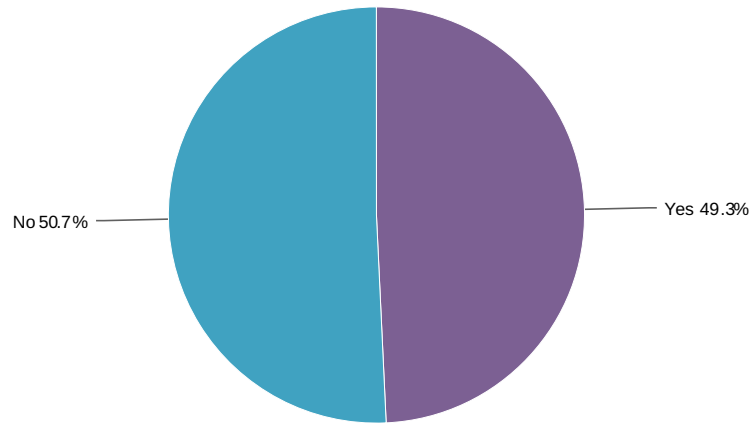


Snape Proms	54.7%		444
Aldeburgh Music & Arts	53.7%		436
Beach side Music events	53.6%		435
Food & Drink	38.6%		313
Documentary	27.8%		226
Literary	27.7%		225
Poetry	14.0%		114
None	12.7%		103
Country Fair	11.7%		95
Other	8.4%		68
HighTide Theatre Festival	7.6%		62
FlipSide	6.8%		55
Total			812

Statistics

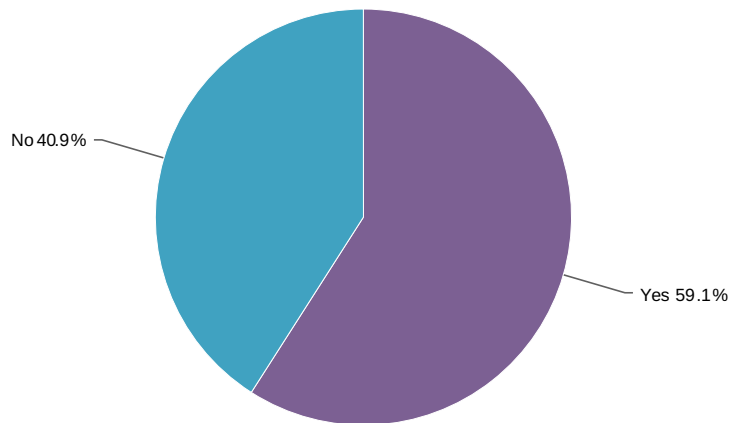
Total Responses 812

55. Should we introduce a voluntary "Arts & Sports" levy on holiday lets?



				Statistics		
Yes	49.3%			365	Total Responses	741
No	50.7%			376		
Total				741		

56. Should the town have a small Community Creative Arts space for painting, pottery and sculpture?



				Statistics		
Yes	59.1%			430	Total Responses	728
No	40.9%			298		
Total				728		

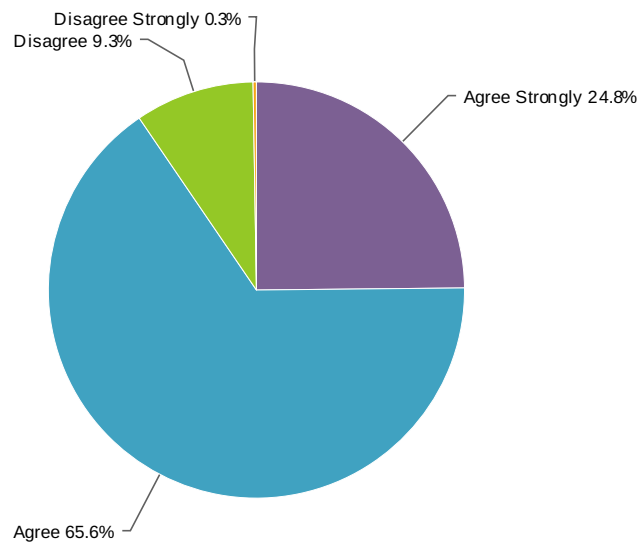
57. Did you go to any of these in the last year?

	Not at all	Once	Sometimes	Frequently	A lot	Responses
Aldeburgh Cinema	117 14.6%	77 9.6%	333 41.6%	189 23.6%	84 10.5%	800
Leiston Cinema	378 54.4%	118 17.0%	164 23.6%	28 4.0%	7 1.0%	695
Jubilee Hall	172 23.0%	137 18.3%	335 44.8%	83 11.1%	20 2.7%	747
Snape Maltings concert halls	199 27.1%	89 12.1%	264 36.0%	128 17.4%	54 7.4%	734
Aldeburgh Pump House	411 62.1%	82 12.4%	138 20.8%	21 3.2%	10 1.5%	662
Events in Church buildings	242 33.9%	83 11.6%	267 37.4%	88 12.3%	33 4.6%	713
Gallery shows	225 32.2%	64 9.2%	299 42.8%	89 12.7%	22 3.1%	699
Library events	424 65.5%	61 9.4%	121 18.7%	30 4.6%	11 1.7%	647
Fairfield Centre events	507 77.9%	39 6.0%	69 10.6%	24 3.7%	12 1.8%	651
Community Centre events	375 56.3%	76 11.4%	169 25.4%	31 4.7%	15 2.3%	666
Beach side music events	206 29.6%	192 27.6%	205 29.5%	74 10.6%	18 2.6%	695
Pub and Club Events	389 59.8%	36 5.5%	132 20.3%	67 10.3%	26 4.0%	650
Fairfield Youth Club	590 95.2%	2 0.3%	14 2.3%	8 1.3%	6 1.0%	620

58. Do you think improvement in layout and facilities is needed for these venues? Use comments to give details

	Don't go	Don't know	A lot needed	Some needed	None needed	Outstanding	Responses
Aldeburgh Cinema	75 9.7%	66 8.5%	8 1.0%	119 15.4%	414 53.6%	91 11.8%	773
Jubilee Hall	96 12.8%	74 9.8%	139 18.5%	271 36.0%	162 21.5%	10 1.3%	752
Aldeburgh Pump House	289 42.3%	128 18.7%	15 2.2%	85 12.4%	148 21.7%	18 2.6%	683
Church hall	169 23.5%	105 14.6%	54 7.5%	212 29.5%	174 24.2%	4 0.6%	718
Fairfield Centre	337 50.3%	145 21.6%	10 1.5%	57 8.5%	111 16.6%	10 1.5%	670
Community Centre	239 34.6%	130 18.8%	35 5.1%	132 19.1%	140 20.3%	15 2.2%	691

59. It is important to encourage participation in town decisions. Do you agree there should be wider consultation on a range of topics?

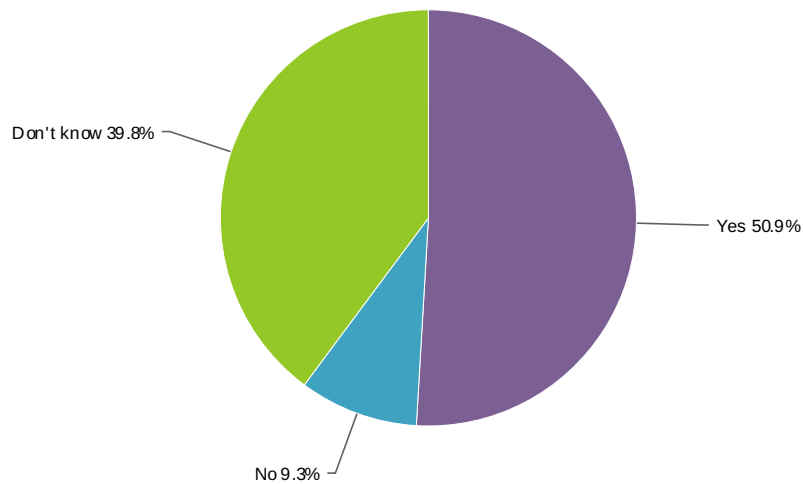


				Statistics	
Agree Strongly	24.8%		193	Total Responses	777
Agree	65.6%		510	Average	1.8
Disagree	9.3%		72		
Disagree Strongly	0.3%		2		
Total			777		

60. Please give your view on how well the Town Council performs the following topics?

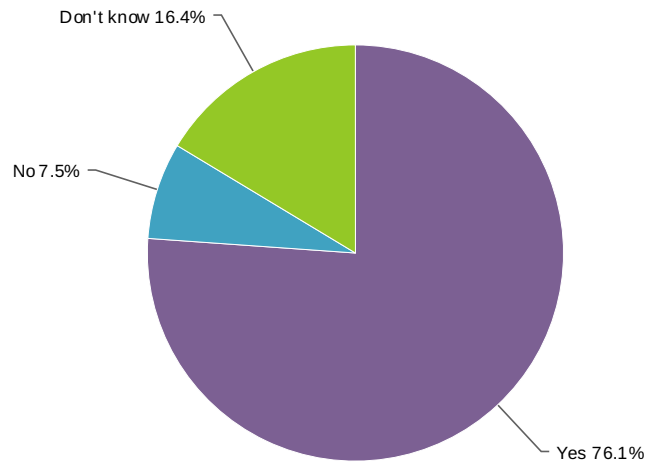
	No opinion	Very dissatisfied	Dissatisfied	Satisfied	Very satisfied	Responses
Acts in response to issues raised	263 35.0%	24 3.2%	109 14.5%	327 43.5%	28 3.7%	751
Encourages engagement in town affairs	213 29.2%	28 3.8%	123 16.9%	329 45.1%	36 4.9%	729
Answers your correspondence and enquiries	413 56.7%	28 3.8%	60 8.2%	179 24.6%	49 6.7%	729
Publicises planning applications and key development issues	153 20.5%	35 4.7%	136 18.3%	373 50.1%	48 6.4%	745
Supports town facilities e.g. Community Centre/Jubilee Hall	229 31.1%	12 1.6%	49 6.7%	376 51.1%	70 9.5%	736




61. Would you like our Town Council to become a "Quality Parish/Town Council"? - A "Quality Town/Parish Council" is a nationally recognised minimum standard of accountability, procedures and community engagement.



				Statistics	
Yes	50.9%		413	Total Responses	811
No	9.3%		75		
Don't know	39.8%		323		
Total			811		

62. Do you think Aldeburgh Town Council should seek to exert more influence over local services?

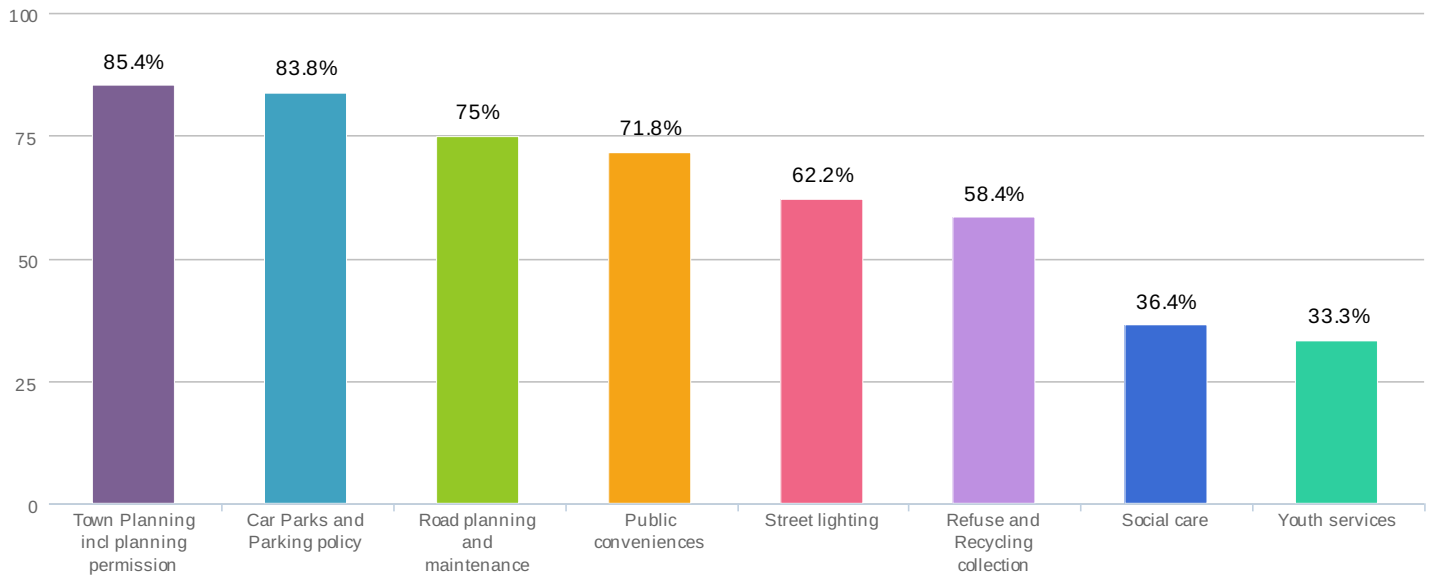


Yes	76.1%		628
No	7.5%		62
Don't know	16.4%		135
Total			825

Statistics

Total Responses	825
Average	1.4

63. If yes... which services should Aldeburgh Town Council have more influence over?

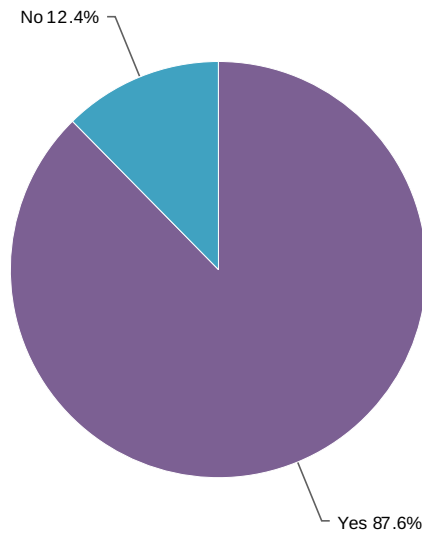


Town Planning incl planning permission	85.4%		526
Car Parks and Parking policy	83.8%		516
Road planning and maintenance	75.0%		462
Public conveniences	71.8%		442
Street lighting	62.2%		383
Refuse and Recycling collection	58.4%		360
Social care	36.4%		224
Youth services	33.3%		205
Total			616

Statistics

Total Responses 616

64. Do you think Aldeburgh Town Council should develop a Neighbourhood Plan to give the community greater say over building and land use including where new building might occur?

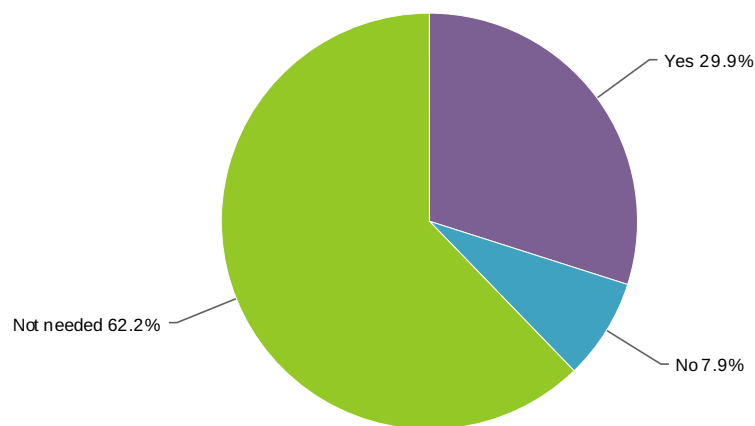


Yes	87.6%		708
No	12.4%		100
Total			808

Statistics

Total Responses 808

65. During the recent storm emergencies, if you were affected, were suitable actions taken by authorities or volunteers for your needs such as contact, specific information, sandbags, shelter, hot drinks and meals?

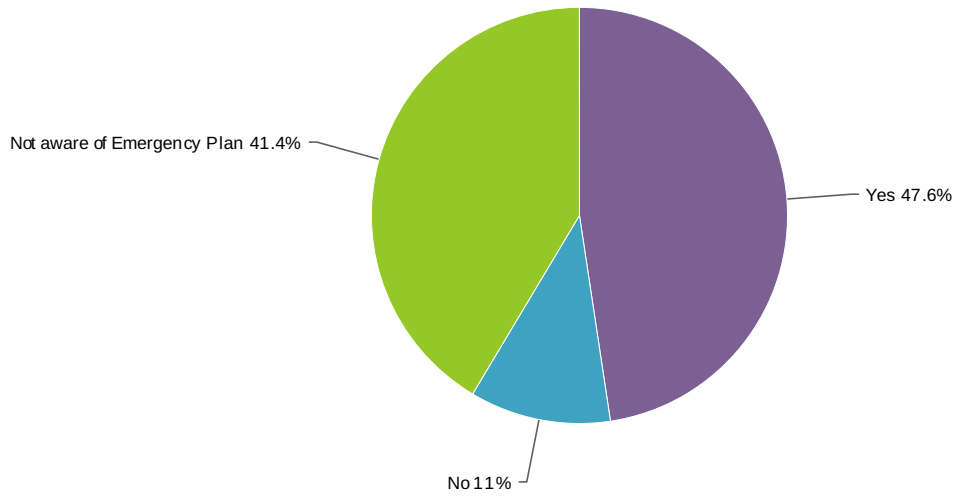


Yes	29.9%		236
No	7.9%		62
Not needed	62.2%		491
Total			789

Statistics

Total Responses 789

66. Did you feel the Emergency Plan was sufficient for the scope of the recent Flood and Storm power cut emergencies?



Yes	47.6%		369
No	11.0%		85
Not aware of Emergency Plan	41.4%		321
Total			775

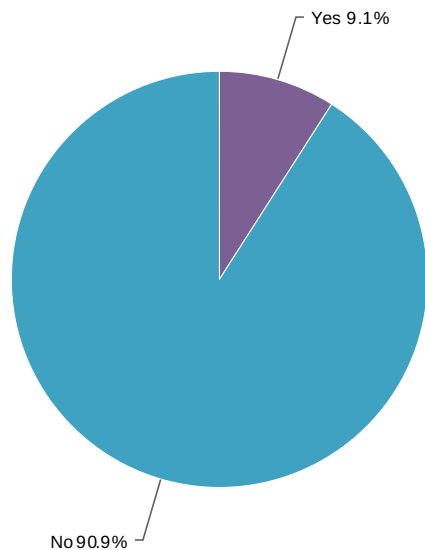
Statistics

Total Responses 775

67. How satisfied are you with the following services ?

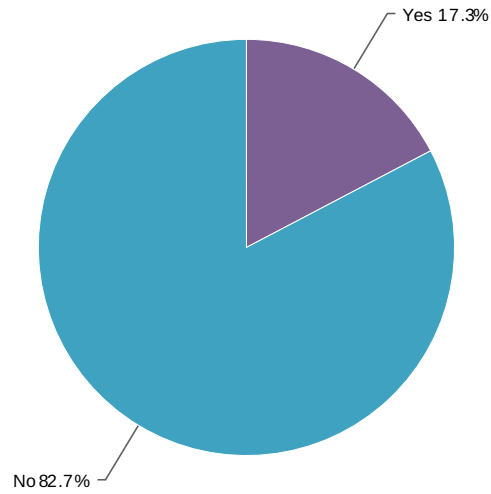
	No opinion	Very dissatisfied	Dissatisfied	Satisfied	Very satisfied	Responses
Refuse collection	9 1.1%	29 3.5%	65 7.8%	447 53.9%	279 33.7%	829
Recycling collection sites incl Bottle Banks	27 3.3%	37 4.6%	107 13.2%	475 58.4%	167 20.5%	813
Street cleaning	23 2.8%	35 4.3%	107 13.2%	496 61.4%	147 18.2%	808
Pathside bins	49 6.3%	56 7.2%	219 28.1%	400 51.3%	56 7.2%	780
Litter Collection	50 6.5%	46 6.0%	185 24.1%	410 53.3%	78 10.1%	769
Public toilets	177 23.3%	91 12.0%	175 23.0%	287 37.7%	31 4.1%	761
Internet connectivity	125 16.4%	153 20.1%	139 18.3%	290 38.2%	53 7.0%	760
Mobile phone reception	60 7.5%	255 32.0%	242 30.4%	209 26.2%	31 3.9%	797
Tourist Information	199 26.4%	28 3.7%	76 10.1%	387 51.3%	65 8.6%	755

68. Would you consider serving your community by standing for the council? If no please supply a comment.



			Statistics	
Yes	9.1%		72	Total Responses 794
No	90.9%		722	
Total			794	

69. Would you be prepared to help the Town council, on a voluntary and time-limited basis, in carrying out local projects of interest to you? If yes please leave your details next



Yes	17.3%		125
No	82.7%		597
Total			722

Statistics

Total Responses 722